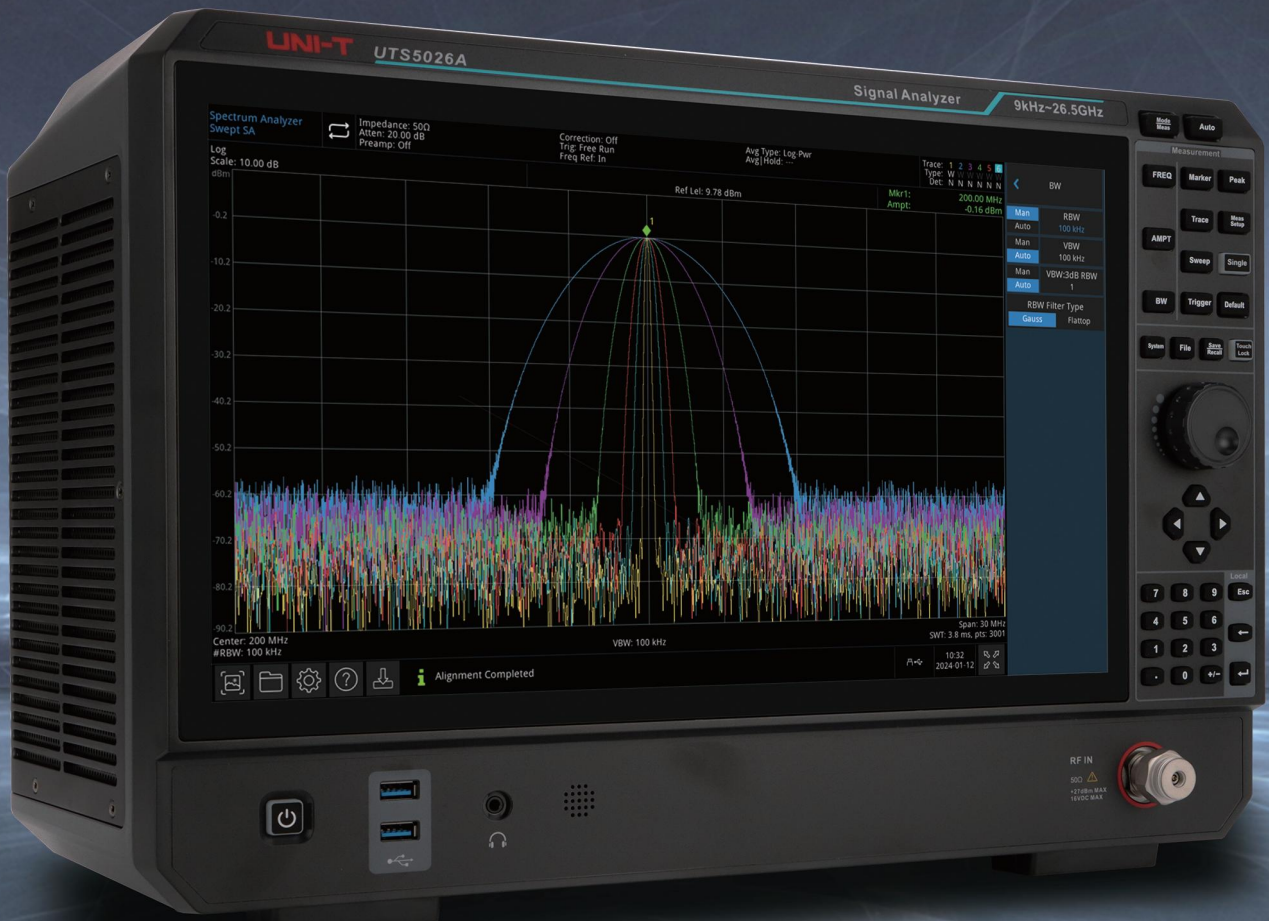



UNI-T®

Test & Measurement Instruments





The Never Ending Pursuit Since 1988

About Us

UNI-T was founded in 1988 and officially registered as UNI-Trend (China) Technology Co., Ltd. In 2003. We design and manufacture test and measurement solutions. Over the years, we have striven to be the technology pioneer and professional solution provider for the community with a sustainable shared future. UNI-T have been committed to the innovation of electronic testing and measurement industry, and as a well-established brand in the test and measuring industry, we serve a wide-range of customers in Education and Scientific Research, Industrial Automation, Automobile, Transportation, Energy, Semi-conductors, Network and Communications, Medical, Environmental protection and more. The company went public in SSE STAR (Sic-Tech Innovation Board) stock market in Feb. 2021 (code: 688628)

R&D focused

With 3 R&D centers in Dongguan, Chengdu and Changzhou, and over 200 experienced R&D engineers ensuring the competitive edge of UNI-Trend Group to provide reliable, innovative and cost-effective products to the market. The proprietary factory floor space is 100,000 square meters with annual manufacturing capacity over 10 million units. We are the testing specialists providing solutions to help our partners and customers around the world.

Wide-Range Production Line



As a growing company with solutions that span multiple sectors, there's a lot to talk about UNI-Trend Group. We got four major product lines: Test & Measurement Instruments, Field Measurement Instruments, Thermal Imagers and Environmental Testers. With extensive applications in industries and fields, you can count on UNI-T on the tasks from R&D to facility/equipment maintenance. Our Test & Measurement Instruments portfolios includes Signal Analyze, RF & Microwave, Power Electronic, Passive components and Safety Testers.

Customer-Centric Sales

UNI-T's worldwide partners in over 80 countries provide our customers timely services whereas needed. We collaborate with our partner closely on not only product and technical aspects but also channel and business topics to ensure the customer satisfaction. In collaboration with partners, UNI-T strive to maintain the best quality products and service for scientists, engineers and technicians around the world for future success.

CONTENT

Digital Oscilloscopes

Digital Oscilloscopes	004~005
 MSO7000X Series	006~008
MSO/UPO3000E Series	009~011
MSO/UPO2000 Series	012~014
 UPO1000 Series	015~016
UPO1000CS Series	017~018
UTD2000CEX+ Series	019~020
UTD2000CL/CL+ Series	021~022
UTD1000C Series	023~024
UTD1000L Series	025~026




Waveform Generators

Waveform Generators	027~027
UTG9000T Series	028~030
UTG4000A Series	031~032
UTG2000A/B Series	033~034
 UTG1000X Series	035~036
UTG900E Series	037~038

Spectrum Analyzers

Spectrum Analyzers	039~039
 UTS5000A Series	040~042
UTS3000B Series	043~045
UTS1000B Series	046~048

Power Supplies and DC Loads

DC Power Supplies	049~049
UDP3000/S Series	050~051
UDP1000 Series	052~053
 UDP6900 Series	054~055
 UDP6722	056~057
 UDP6700 Series	058~059
UTP3000 Series	060~060
UTP3300TFL-II Series	061~061
UTP1000 Series	062~063
AC Power Sources	064~064
UAP500A/1000A Series	064~065

CONTENT

DC Electronic Loads	066~066
NEW UTL8500+ Series	067~069
UTL8500 Series	070~072
NEW UTL8200+ Series	073~074

Meters

Digital Multimeters	075~075
NEW UT8806E	076~077
UT8805E	078~079
UT8804E	080~081
UT8803E	082~083
UT8802E	084~085
UT800 Series	086~087

LCR Meters	088~088
NEW UTR2830 Series	089~090
UTR2810 Series	091~092
UT622 Series	093~094

Battery Tester	095~095
UT3550 Series	096~097
UT3560 Series	098~099

Micro Ohm Meters	100~100
UT3510 Series	101~102

Power Meters	103~103
NEW UTE310	104~105
NEW UTE9800+ Series	106~107
UTE9800 Series	108~110

Safety Testers

Hipot Tester	111~111
NEW UT5320R-SxA Series	112~114
UT5300+ Series	115~117










Insulation Resistance Tester	118~118
NEW UT5583	119~120

Multi-Channel Temperature loggers	121~121
NEW UT3200+ Series	122~123
UT3200 Series	124~125

Options

Options	126~128
----------------------	---------

Digital Oscilloscopes Selection Guide

Series	Model	Channel	Memory depth	Sampling rate	Bandwidth																	
					2.5 GHz	2 GHz	1 GHz	500 MHz	350 MHz	250 MHz	200 MHz	150 MHz	100 MHz	70 MHz	60 MHz	50 MHz	25 MHz					
	MSO7254X	4+16Digit	1Gpts	10GSa/s	●																	
	MSO7204X	4+16Digit	1Gpts	10GSa/s		●																
	MSO7104X	4+16Digit	1Gpts	10GSa/s			●															
	MSO/UP03504E	4+16Digit/4	250Mpts	2.5GSa/s				●														
	MSO/UP03502E	2+16Digit/2	250Mpts	2.5GSa/s				●														
	MSO/UP03352E	2+16Digit/2	250Mpts	2.5GSa/s					●													
	MSO/UP03354E	4+16Digit/4	250Mpts	2.5GSa/s					●													
	MSO3504E-S	4+16Digit	250Mpts	2.5GSa/s				●														
	MSO3354E-S	4+16Digit	250Mpts	2.5GSa/s					●													
	MSO/UP02204	4+16Digit/4	56Mpts	2GSa/s								●										
	MSO/UP02202	2+16Digit/2	56Mpts	2GSa/s								●										
	MSO2204-S	4+16Digit	56Mpts	2GSa/s								●										
	MSO2202-S	2+16Digit	56Mpts	2GSa/s								●										
	MSO/UP02104	4+16Digit/4	56Mpts	2GSa/s										●								
	MSO/UP02102	2+16Digit/2	56Mpts	2GSa/s										●								
	MSO2104-S	4+16Digit	56Mpts	2GSa/s										●								
	MSO2102-S	2+16Digit	56Mpts	2GSa/s										●								
	UP01202CS	2	56Mpts	1GSa/s								●										
	UP01102CS	2	56Mpts	1GSa/s										●								
	UP01204	4	56Mpts	2GSa/s								●										
	UP01104	4	56Mpts	2GSa/s										●								
	UP01054	4	56Mpts	2GSa/s																	●	
	UTD2202CEX+	2	64Kpts	1GSa/s								●										
	UTD2102CEX+	2	64Kpts	1GSa/s										●								
	UTD2052CEX+	2	64Kpts	1GSa/s																	●	
	UTD2152CL	2	64Kpts	500MSa/s									●									
	UTD2102CL+	2	64Kpts	500MSa/s											●							
	UTD2052CL+	2	64Kpts	500MSa/s																	●	
	UTD2072CL	2	64Kpts	500MSa/s												●						
	UTD1202C	2	7.5kpts	1GSa/s								●										
	UTD1102C	2	7.5kpts	500MSa/s										●								
	UTD1062C	2	7.5kpts	250MSa/s													●					
	UTD1050DL	2	12Kpts	250MSa/s																	●	
	UTD1025DL	2	12Kpts	250MSa/s																		●
	UTD1050CL	1	12Kpts	200MSa/s																	●	
	UTD1025CL	1	12Kpts	200MSa/s																		●

Digital Oscilloscopes Accessories

Model	Picture	Information	Certification	Oscilloscopes Series
UT-H01		Probe factor:(10:1) Bandwidth: 25MHz. voltage:600Vpp	CE&UKCA	UTD1000DL;UTD1000CL
UT-H03		Probe factor:(10:1) Bandwidth: 60MHz.voltage:600Vpp	CE&UKCA	UTD1000C;UTD1000DL;UTD1000CL
UT-H04		Probe factor:(10:1) Bandwidth: 100MHz.voltage:600Vpp	CE&UKCA	UTD1000C
UT-H05		Probe factor:(10:1) Bandwidth: 200MHz.voltage:600Vpp	CE&UKCA	UTD1000C
UT-P01			Probe factor:(10:1) Bandwidth: 25MHz.voltage:600Vpp	CE&UKCA
UT-P03	Probe factor:(10:1) Bandwidth: 60MHz.voltage:600Vpp		CE&UKCA	UTD2000CEX+;UTD2000CL/CL+
UT-P04	Probe factor:(10:1) Bandwidth: 100MHz.voltage:600Vpp		CE&UKCA	MSO/UPO2000;UPO2000E;UPO1000CS;UPO1000;UTD2000CEX+;UTD2000CL/CL+
UT-P05	Probe factor:(10:1) Bandwidth: 200MHz.voltage:600Vpp		CE&UKCA	MSO/UPO3000E;MSO/UPO2000;UPO2000E;UPO1000CS;UPO1000;UTD2000CEX+;UTD2000CL/CL+
UT-P06	Probe factor:(10:1) Bandwidth: 300MHz.voltage:600Vpp		CE&UKCA	MSO7000X;MSO/UPO3000E
UT-P07	Probe factor:(10:1) Bandwidth: 500MHz.voltage:300Vpp		CE&UKCA	MSO7000X;MSO/UPO3000E
UT-P08A	Probe factor:(10:1) Bandwidth: 350MHz.voltage:600Vpp		CE	MSO7000X;MSO/UPO3000E
UT-PA2000			Active single ended probe (2GHz; 10X)	ROW
UT-P20		Passive probe: (100:1) Bandwidth: 250MHz. voltage: 1500V	CE&UKCA	MSO7000X;MSO/UPO3000E; MSO/UPO2000;UPO2000E; UPO1000CS;UPO1000; UTD2000CEX+;UTD2000CL/CL+
UT-P21		Passive high voltage probe: (1000:1) Bandwidth: 40MHz voltage: DC 10kV/AC 7kVrms	CE&UKCA	
UT-P30		Differential probe:(10:1/100:1) Bandwidth: 100MHz differential voltage: 800Vpp	CE&UKCA	
UT-P31		High voltage differential probe: (100:1/1000:1) Bandwidth: 100MHz differential voltage: 1500Vpp	CE&UKCA	
UT-P32		Differential probe: (1000:1/100:1) Bandwidth: 50MHz Input differential voltage: 3000Vpp	CE&UKCA	
UT-P33		Differential probe:(1000:1/100:1) Bandwidth:70/50MHz differential voltage: 14KVpp	CE&UKCA	
UT-P35		High voltage Differential probe:1:50,130V(DC+peakAC); 1:500,1300V(DC+peakAC),Bandwidth:50MHz,Precision:2%	ROW	
UT-P36		High voltage Differential probe:1:50,130V(DC+peakAC); 1:500,1300V(DC+peakAC),Bandwidth:100MHz,Precision:2%	ROW	
UT-V23		High voltage probe:(100:1)Bandwidth: 100MHz voltage: 2000Vpp	CE&UKCA	
UT-P40		Conversion ratio:50mV/A, 5mV/A, Current range : 0.4A-60A, Frequency: DC-100kHz voltage: 600Vrms	CE&UKCA	
UT-P41		Conversion ratio:100mV/A, 10mV/A, Current range: 50mA-100A Frequency: DC-100kHz, voltage: 600Vrms	CE&UKCA	
UT-P42		Conversion ratio:50mV/A, 5mV/A, Current range: 0.4A-200A Frequency: DC-150kHz, voltage: 600Vrms	CE&UKCA	
UT-P43		Current range :20A AC/DC, Frequency: DC-25MHz, Conversion ratio:100mV/A	ROW	
UT-P44		Current range: 40A AC/DC, Frequency: DC-50MHz, Conversion ratio:50mV/A	ROW	
UT-M07		Current diverter, Range: 10A	ROW	UTD1000CL
UT-M08		Li-ion Polymer battery pack: 7.4V, 3600mAh	ROW	UTD1000DL;UTD1000CL
UT-M10		Voltage/current converter: Range: uA, 40mA, 400mA	ROW	UTD1000DL
UT-M15		Logic analyzer probe:16CH	ROW	MSO7000X;MSO/UPO3000E; MSO/UPO2000;UPO2000E
UT-IS0T		Isolation transformer for Bode plot application (Hardware)	ROW	MSO/UPO3000E;MSO/UPO2000

MS07000X Series


 NEW


- Bandwidth(all analog channels) 1G/2G/2.5GHz
- Maximum sample rate: 10GSa/s
- Maximum memory depth: 1Gpts (standard configuration)
- Waveform capture rate: $\geq 1,000,000$ wfms/s(UltraAcq® mode)
- 11 kinds of Protocol trigger, decode, and analysis
- One machine with multiple functions: Digital Oscilloscope, logic analyzer, spectrum analyzer, function/arbitrary waveform generator, digital voltmeter, frequency meter, protocol analyzer

MS07000X series is the brand new high-end mixed-signal oscilloscopes by UNI-T, with bandwidth up to 2.5GHz and sampling rate up to 10GSa/s, which has obvious advantages in high-speed signal analysis. MS07000X adopts the unique UltraAcq® technology, which enhances the waveform capture rate up to 1,000,000 wfms/s, and combines with the ultra-long storage depth of 1Gpts to significantly improve the ability to capture abnormal signals, as well as the ability to measure and analyze the details of waveform. It supports multiple trigger decoding types, sequential mode, histogram, power analysis, jitter analysis, eye diagram analysis, template test and other advanced measurement and analysis functions. 52 kinds of parameters can be automatically measured, which greatly meets the measurement needs of engineers. Equipped with Win10 64-bit operating system, providing users with a stable and expandable system platform. Adopting 15.6-inch high-definition touch screen, supporting multi-window split-screen display and multiple gesture touch control, it can be widely used in communication, aerospace, education and many other industries and fields.

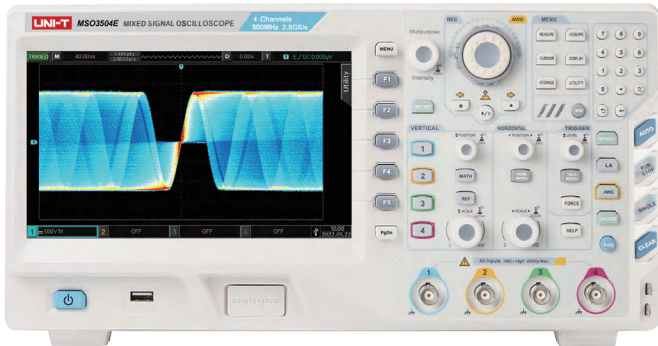
- High Definition resolution
- Embedded WebServer, easy to achieve cross-platform access
- Support SCPI standard instrument programming commands
- 8-way waveform calculation, support Matlab embedded programming
- Equipped with Microsoft Windows 10 Operating system
- A variety of advanced measurement and analysis functions: Power measurements analysis (option), jitter analysis and eye diagram, (option), mask test, histogram, etc.
- Up to 52 kinds of parameter measurement, support histogram, tracking, trend graph

Key Specifications	MS07104X	MS07204X	MS07254X
Bandwidth	1GHz	2GHz	2.5GHz
Channels	4		
Sampling rate (analog)	10GSa/s(single channel), 5GSa/s (dual channel), 2.5GSa/s (full channel)		10GSa/s (dual channel), 5GSa/s (full channel)
Sample rate	1.25GS/s		
Memory depth	1Gpts(single channel), 500Mpts(dual channel), 250Mpts (full channel)		
Max. Waveform capture rate	1,000,000wfms/s(UltraAcq)		
Time base scale (s/div)	100ps/div-1000s/div		
Input impedance	1MΩ ± 1% (15±3 pF), 50Ω ± 2%		
Input impedance (digital)	100kΩ±2%		
Vertical scale (V/div)	1mV/div~10 V/div (1 MΩ);1mV/div~1V/div (50Ω)		
DC gain accuracy	50Ω: ±1.5% (≤5mV/div: ±2.0%) ±1% of FS (≤5mV/div:±1.5% of FS) 1MΩ: ±1.2% (≤5mV/div: ±1.5%) ±1% of FS (≤5mV/Div : ±1.2% of FS)		
Serial protocol analysis	Standard configuration: RS-232/422/485/UART, SPI, I2C, CAN, LIN; Optional: CAN-FD, SENT, FlexRay, AudioBus(I2S\L\I\RJ\TDM), MIL STD 1553, ARINC429		
Auto measurements	Support more than 52 kinds of automatic parameter measurement, Quick Meas; and statistical analysis, histogram, trend graph and trace graph analysis		
Mathematical operations	Supports 12 functions and can display them simultaneously; Enhanced FFT, basic operation, filter, advanced formula editing, Matlab embedded programming operation and rendering, enhanced resolution		
Measurement statistics	current value, average value, maximum value, minimum value, standard deviation, number of measurement, histogram, tendency chart, trace		
Function/arbitrary waveform generator	2CH, 60MHz, 625MSa/s		
Frequency counter	8bits		
Digital voltmeter	4digits, DC/AC RMS/DC+AC RMS		
Advanced analysis function	Power Measurements and Analysis (Optional), Jitter and Eye Diagram Analysis (Optional), Limit Mask Testing, Sequence Mode		
Standard interfaces	USB Device, USB Host*4, LAN(10\100\1000Mb/s), HDMI, Aux In (Trig In, AWG external trigger input), Aux Out (Trig Out, Pass/Fail, AWG trigger output), 10MHz REF In\Out		
Power	100V~240V ACrms (±10%), 50Hz/60Hz		
Display	15.6 inch FHD capacitive touch screen, resolution,1920*1080 (H*V)		
Product net weight	<10.5kg		
Product size (W×H×D)	445mm×302mm×200mm		
Standard quantity per carton	1pc		

Ordering Information	
MS07000X Series	MS07254X :2.5GHz, 10GS/s, 1Gpts, 4CH digital oscilloscope
	MS07204X :2GHz, 10GS/s, 1Gpts, 4CH digital oscilloscope
	MS07104X :1GHz, 10GS/s, 1Gpts, 4CH digital oscilloscope
Standard Accessories	Power cord conforming to the standard of the destination country
	UT-D30: USB3.0 data cable
	UT-P07A:Passive probe x 4 (1x, 10 x switchable, 500MHz)
	UT-L45: BNC-BNC straight-through cable ×2
	Front panel protective cover ×1

Ordering Information	
Options	MS07000X-AWG: Dual-channel 60 MHz arbitrary wave generator (factory option)
	MS07000X-LA: 16-channel logic analyzer option
	MS07000X-JITTER: Advanced jitter and eye diagram analysis options
	MS07000X-PWR: Advanced power measurement and analysis
	MS07000X-CANFD: Automotive Serial Bus Triggering and Analysis (CAN FD)
	MS07000X-FLEX: Serial bus triggering and analysis (FlexRay)
	MS07000X-SENT: Automotive Sensors (SENT)
	MS07000X-AUDIO: Audio serial bus triggering and analysis (I2S, LJ, RJ, TDM)
	MS07000X-AERO: Aerospace serial bus triggering and analysis (MIL-STD-1553, ARINC 429)
	MS07000X-BND: Upgrade package (JITTER, PWR, CANFD, FLEX, SENT, AUDIO, AERO)
MS07000X-RM: Rack mount kit	
Optional accessories	Active single-ended probe (2GHz; 10X): UT-PA2000
	High Voltage Probe: UT-V23/UT-P21/UT-P20
	High Voltage Differential Probe: UT-P30/UT-P31/UT-P32/UT-P33/UT-P35/UT-P36
	Current Probe: UT-P40/UT-P41/UT-P42/UT-P43/UT-P44
	16-channel logic analyzer probe: UT-M15
	Rack mount kit: MS07000X-RM

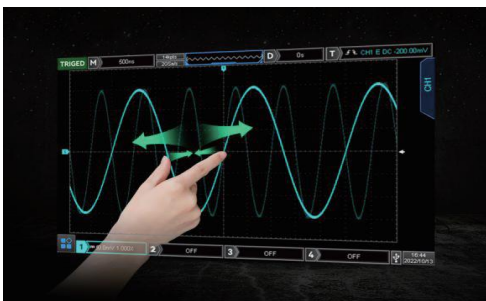
MSO/UPO3000E Series



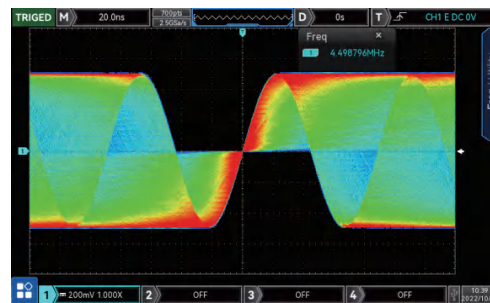
The MSO/UPO3000E series digital phosphor oscilloscope is a versatile and high-performance instrument built on UNI-T's original Ultra Phosphor 2.0 technology. It seamlessly integrates ease of use, excellent technical indicators, and a multitude of functional features to expedite measurement tasks. Specifically designed to meet the general needs of design, debugging, and testing across various fields—including communication, semiconductor, computer, instrumentation, industrial electronics, consumer electronics, automotive electronics, on-site maintenance, R&D, and education—it excels in tasks such as video analysis, jitter measurement, noise assessment, and low-frequency signal analysis. The Fast Acquire technology enables accurate capture of abnormal events.

- Analog channel bandwidth: 350MHz, 500MHz
- Real time sampling rate of analog channel 2.5GSa/s, Real time sampling rate of digital channel 1.25GSa/s (only MSO)
- Input impedance: 1MΩ, 50Ω
- Maximum storage depth: 250Mpts
- Waveform capture rate up to 1,000,000 wfms/s
- Built in 50MHz dual channel function / arbitrary waveform generator (only MSO-S).
- Auto measurement of 36 waveform parameters
- Support Bode Plot loop test and analysis function
- Ultra Phosphor 2.0 super fluorescent display effect, up to 256 levels of gray display
- 8-inch 800×480 capacitive touch. Support area trigger function
- Support web access and control

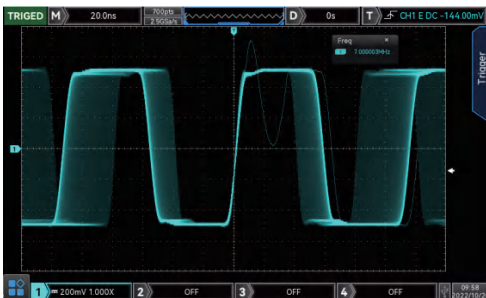
- Hardware real-time waveform uninterrupted recording and analysis up to 120,000 frames
- 1M points enhanced FFT, supporting frequency setting, waterfall diagram, detection setting and mark measurement, etc.
- Multi-Scopes 2.0 supports multi-channel independent trigger and fluorescent display
- Multi-channel independent 7-bit hardware frequency counter
- DVM supports multi-channel independent AC / DC true RMS measurement
- Protocol trigger and decoding function (optional): RS232, I2C, SPI, CAN, CAN-FD, LIN, FlexRay
- Rich interfaces: USB Host, USB Device, LAN, EXT Trig, AUX Out (Trig Out- Pass/Fail), AWG, VGA



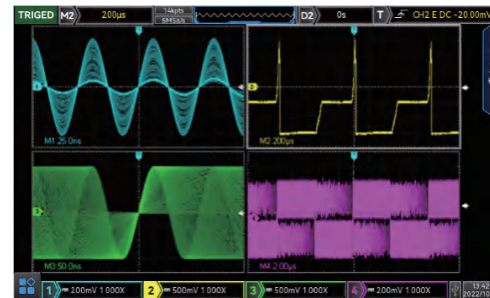
- Brand new interactive experience



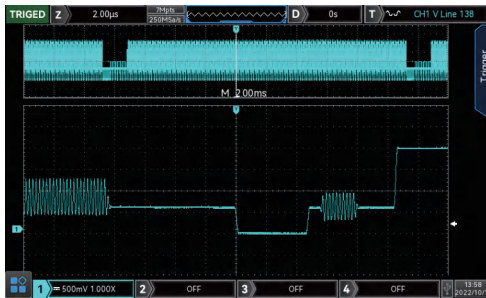
- 256-level grayscale display



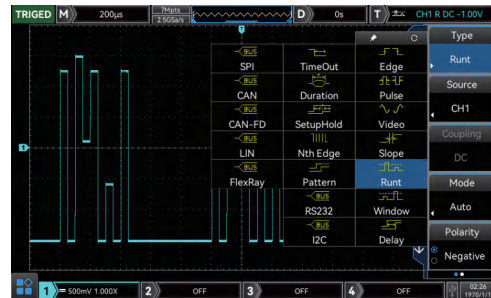
- Ultra high capture rate 1,000,000 wfms/s in Fast Acquire mode



- Channel split screen function Multi-Scopes 2.0



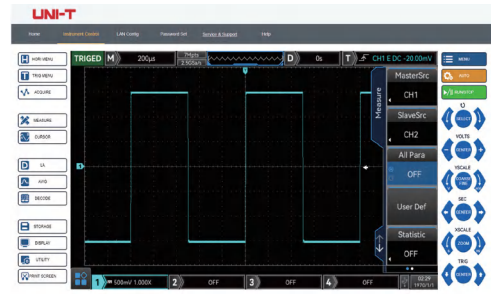
● Maximum memory depth up to 250Mpts



● Rich trigger function



● AWG Function Arbitrary Waveform Generator



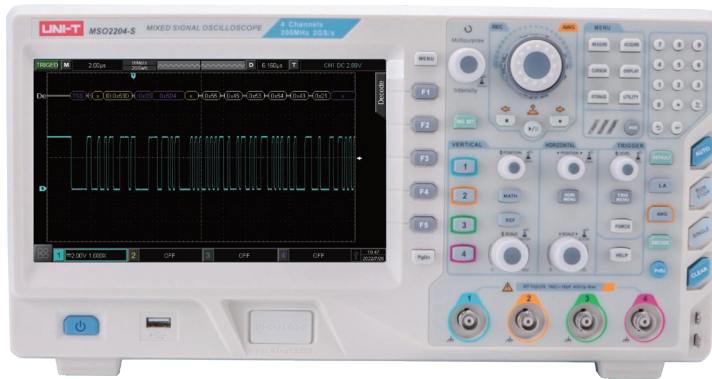
● Embedded with Web Server

Key Specifications	MS03354E-S	MS03352E	MS03354E	MS03502E	MS03504E	MS03504E-S
		UP03352E	UP03354E	UP03502E	UP03504E	
Bandwidth	350MHz			500MHz		
Channels	4+ 16digital, 2CH AWG	2+16digital/2	4+16digital/4	2+16digital/2	4+16digital/4	4+ 16digital, 2CH AWG
Sampling rate(analog)	2.5GS/s (Single channel), 1.25GS/s (all channels)					
Sampling rate(digital)	1.25GS/s					
Max. memory depth	250Mpts					
Waveform capture rate	200,000wfms/s; 1,000,000wfms/s (Fast Acquire)					
Timebase scale(s/div)	1ns/div-1000s/div (Display current sampling rate and storage depth)					
Input impedance	$(\pm 2\% @ 1M\Omega, \pm 1.5\% @ 50\Omega) \parallel (18 pF \pm 3 pF)$					
Input impedance (digital)	$(101 k\Omega \pm 1\%) \parallel (9 pF \pm 1 pF)$					
Input impedance (digital)	$(101 k\Omega \pm 1\%) \parallel (9 pF \pm 1 pF)$					
Vertical scale(V/div)	1mV/div-10 V/div (1 M Ω); 1mV/div-1V/div (50 Ω)					
DC gain accuracy	<5mV: $\pm 3\%$, $\geq 5mV$: $\pm 2\%$					
Waveform record	120,000 frames					
Trigger types	Edge, Runt, Window, Nth Edge, Delay, Time out, Duration, Setup/Hold, Pulse Width, Slop, Video, Pattern; Optional: RS232/UART, I2C, SPI, CAN, CAN-FD, LIN, FlexRay					
Bus decode	Optional: RS232/UART, I2C, SPI, CA, CAN-FD, LIN, FlexRay					
Mathematical operations	A+B, A-B, AxB, A/B, Enhanced FFT, digital filtering, editable advanced and logical operations					
Auto measurements	Analog channel: Max, Min, High, Low, Amplitude, Pk-Pk, Middle, Mean, Cycmean, RMS, CycRMS, AC RMS, Period, Freq, Rise, Fall, RiseDelay, FallDelay, +Width, -Width, FRFR, FRFF, FFFR, FFFF, FRLF, FRLR, FFLR, FFLF, +Duty, -Duty, Area, CycArea, Oversht, Presht, Phase, Pulse, a total of 36 measurement parameters; Digital channel: Freq, period, +Width, -Width, +Duty, -Duty, RiseDelay A→B, FallDelay A→B, phase A→B, phase B→A					
Number of measurements	Display 5 measurements at the same time					
Measurement statistics	Average, Max, Min, standard deviation, number of measurements					
Frequency counter	7-bit hardware frequency meter					
Standard interfaces	USB-host, USB-Device, LAN, EXT Trig, AUX Out(Trig Out\Pass/Fail) output, AWG(only MS0-S model), VGA					

General Characteristics	
Power	100V-240V AC, 50Hz/60Hz
Display	8 inch TFT LCD, WVGA(800x480), touch screen
Product net weight	4.5kg
Product size (W×H×D)	370mm×185mm×115mm
Standard quantity per carton	1pc
Standard carton size	475mm x 215mm x 300mm
Standard carton gross weight	5.2kg

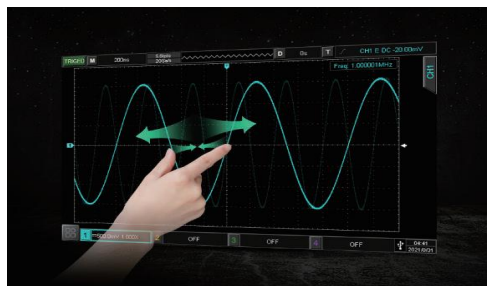
Ordering Information	
Model MSO3000E Series	MSO3504E-S :500MHz, 2.5GS/s, 250Mpts, 4+16CH MSO,2CH 50MHz AWG
	MSO3504E :500MHz, 2.5GS/s, 250Mpts, 4+16CH MSO
	MSO3502E :500MHz, 2.5GS/s, 250Mpts, 2+16CH MSO
	MSO3354E-S :350MHz, 2.5GS/s, 250Mpts, 4+16CH MSO,2CH 50MHz AWG
	MSO3354E :350MHz, 2.5GS/s, 250Mpts, 4+16CH MSO
	MSO3352E :350MHz, 2.5GS/s, 250Mpts, 2+16CH MSO
Model UPO3000E Series	UPO3504E :500MHz, 2.5GS/s, 250Mpts, 4CH
	UPO3502E :500MHz, 2.5GS/s, 250Mpts, 2CH
	UPO3354E :350MHz, 2.5GS/s, 250Mpts, 4CH
	UPO3352E :350MHz, 2.5GS/s, 250Mpts, 2CH
Standard Accessories	Power cord conforming to the standard of the destination country
	UT-D04:USB interface cable
	UT-P07:Passive probe x 2/4 (1 x, 10 x switchable, 500MHz)(MSO/UPO3502E、 MSO/UPO3504E)
	UT-P08A:Passive probe x 2/4 (1 x, 10 x switchable, 350MHz)(MSO/UPO3352E、 MSO/UPO3354E)
	UT-M15:16CH logic analyzer probe(MSO3000E series)
	UT-L45: BNC-BNC straight-through cable (only MSO-S)×1
Options	UT-L02A: BNC-red and black alligator clip cable (only MSO-S) ×1
	MSO/UPO3000CS-BND: All Serial Bus Trigger and Decode Options
	MSO/UPO3000CS-EMBD: Serial bus trigger and decode options (includes RS232, UART, I2C, SPI)
	MSO/UPO3000CS-AUTO: Automotive serial bus triggering and decoding options (CAN, CAN-FD, LIN, FlexRay)
	MSO/UPO3000CS-COM: RS232/UART trigger and decode options
	MSO/UPO3000CS-I2C: I2C trigger and decode options
	MSO/UPO3000CS-SPI: SPI trigger and decode options
	MSO/UPO3000CS-CAN: CAN trigger/decode option
	MSO/UPO3000CS -CAN-FD: CAN-FD trigger/decode option
	MSO/UPO3000CS -LIN: LIN trigger/decode option
	MSO/UPO3000CS -FlexRay: FlexRay trigger/decode option
MSO3000CS -S-BODE: Bode plot loop test analysis (software)	
Optional accessories	High Voltage Probe: UT-V23/UT-P21
	High Voltage Differential Probe: UT-P30/UT-P31/UT-P32/UT-P33/UT-P35/UT-P36
	Current Probe: UT-P40/UT-P41/UT-P42/UT-P43/UT-P44
	16-channel logic analyzer probe: UT-M15
	Isolation transformer: UT-ISOT

MSO/UPO2000 Series

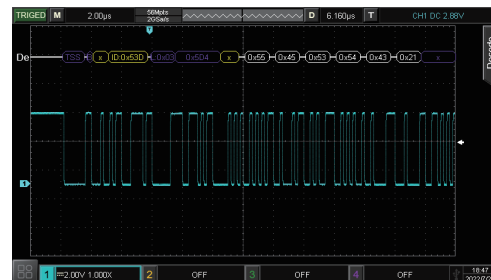


The MSO/UPO2000 series digital phosphor oscilloscope stands as a versatile and high-performance instrument, built upon UNI-T's original Ultra Phosphor technology. This oscilloscope seamlessly combines user-friendly operation, impressive technical specifications, and a multitude of functional features, facilitating faster completion of measurement tasks. Specifically designed to meet the general design, debugging, and testing requirements across various fields including communication, semiconductor, computer, instrumentation, industrial electronics, consumer electronics, and automotive electronics, it excels in tasks such as video analysis, jitter measurement, noise assessment, and low-frequency signal analysis.

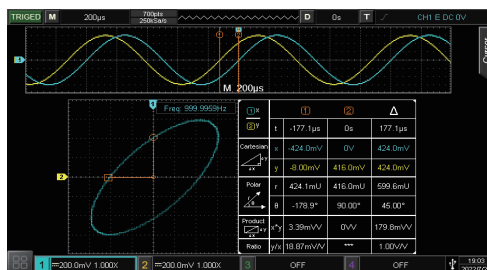
- Analog channel bandwidth: 200MHz, 100MHz
- Memory depth of each channel: 56Mpts
- Built in 50MHz dual channel function / arbitrary waveform generator (only MSO-S)
- Support Bode Plot loop test and analysis function
- 4M points enhanced FFT, supporting frequency setting, waterfall diagram, detection setting and mark measurement, etc.
- Multi-Scopes supports multi-channel independent trigger and fluorescent display
- Protocol trigger and decoding function. Optional : RS232, I2C, SPI, CAN, CAN-FD, LIN, FlexRay
- Hardware real-time waveform uninterrupted recording and analysis up to 120,000 frames
- Real time sampling rate of analog channel 2GSa/s
- Waveform capture rate up to 1,000,000 wfms/s
- 8-inch 800×480 capacitive touch
- DVM supports multi-channel independent AC / DC true RMS measurement
- Auto measurement of 36 waveform parameters
- Adjustable for each channel timebase
- Hardware 7-bit frequency meter
- Area trigger function
- Interfaces: USB Host, USB device, LAN, AUX
- Support real-time loading of oscilloscope screen data to AWG arbitrary wave output



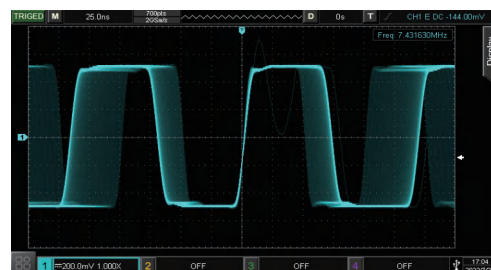
- The 8-inch touch screen design supports a variety of gesture operations, such as click, slide, zoom, edit, drag, etc.



- The full-memory hardware decoding under the deep storage of 56Mpts, Decoding speed in milliseconds



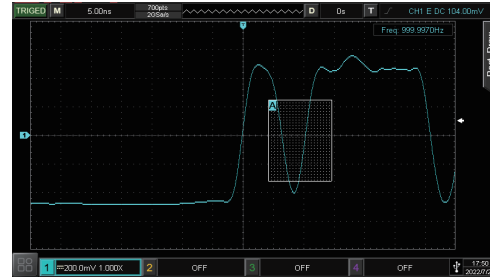
- XY mode cursor measurement can quickly measure the phase difference between two signals.



- Using innovative digital signal parallel processing technology, it can reach an ultra-high capture rate of 200,000wfms/s in normal sampling and 1,000,000 wfms/s in FastAcq mode.



- Provides a Bode plot for loop analysis



- The area trigger can be used in combination with the existing basic trigger. Advanced trigger and protocol triggers allow you to capture elusive and complex signals.

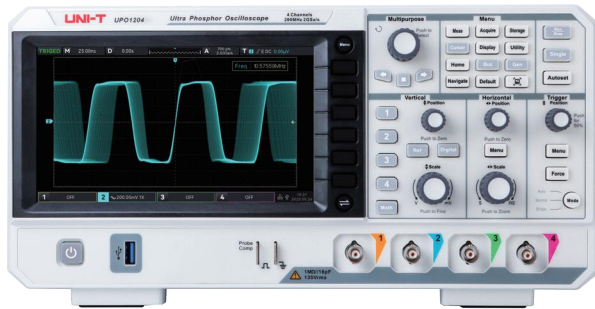
Technical Specifications	MS02102-S	MS02102	MS02104-S	MS02104	MS02202-S	MS02202	MS02204-S	MS02204
	UP02102		UP02104		UP02202		UP02204	
Bandwidth	100 MHz				200MHz			
Channels	2+16 digital/2		4+16 digital/4		2+16 digital/2		4+ 16digital/4	
Sampling rate	2GSa/s							
Sampling rate (digital)	1GSa/s (only MSO)							
Max. memory depth	56Mpts							
Waveform capture rate	200,000wfms/s , 1,000,000wfms/s (FastAcq)							
Time base scale (s/div)	2ns/div~1000s/div (Display sampling rate and memory depth)				1ns/div~1000s/div (Display sampling rate and memory depth)			
Input impedance	(1MΩ±2%) (18pF±3pF)							
Input impedance (digital)	(10kΩ±1%) (9pF±1pF)							
Vertical scale (V/div)	1mV/div~20 V/div (1 MΩ)							
DC gain accuracy	<5mV : ±3% , ≥5mV : ±2%							
Waveform record	120,000 frames							
Trigger types	Edge, Runt, Window, Nth Edge, Delay, Overtime, Duration, Setup/ Hold, Pulse Width, Slop, Video, Pattern; RS232/UART, I2C, SPI, CAN (optional),CAN-FD (optional),LIN (optional),FlexRay (optional)							
Bus decode	Optional:RS232/UART, I2C, SPI, CAN,CAN-FD,LIN,FlexRay							
Mathematical operations	A+B, A-B, A×B, A/B, FFT,digital filtering, editable advanced and logical operations							
Auto measurements	Analog channel:Max, Min, Top, Bottom, Mid, Peak-to-Peak, Amplitude, Mean, Cycle Mean, RMS, Cycle RMS, AC RMS, Area, Cycle Area, Overshoot , Preshoot, Frequency, Period, Rise Time, Fall Time, Positive Pulse Width, Negative Pulse Width, Positive Duty Cycle, Negative Duty Cycle, Rise Delay, Fall Delay, Phase, FRFR, FRFF, FFFF, FFFF, FRLF, FRLR, FFLR, FFLF, number of pulses, a total of 36 measurement parameters;Digital channel:Frequency, Period, Positive Pulse Width, Negative Pulse Width, Positive Duty Cycle, Negative Duty Cycle, Rise Delay A→B, Fall Delay A→B, Phase A→B, Phase B→A							
Number of measurements	Display 5 measurements at the same time							
Measurement statistic	Average, Max, Min, Standard Deviation, Number of Measurements							
Frequency counter	7 bits							
Standard interfaces	USB Host, USB Device, LAN, EXT Trig, AUX Out (Trig Out, Pass/Fail), AWG (only MSO), VGA							
Power	100V~240V AC, 50Hz/60Hz							
Display	8 inches TFT LCD, WVGA (800x480) , touch screen							
Product net weight	4.5kg							
Product size (W×H×D)	370mm x 185mm x 115mm							
Standard quantity per carton	1pc							
Standard carton size	470mm x 215mm x 300mm							
Standard carton gross weight	5.2kg							

Ordering Information	
Model MSO2000 Series	MSO2204-S :200MHz, 2GSa/s, 56Mpts, 4+16CH MSO,2CH 50MHz AWG
	MSO2202-S :200MHz, 2GSa/s, 56Mpts, 2+16CH MSO,2CH 50MHz AWG
	MSO2104-S :100MHz, 2GSa/s, 56Mpts, 4+16CH MSO,2CH 50MHz AWG
	MSO2102-S :100MHz, 2GSa/s, 56Mpts, 2+16CH MSO,2CH 50MHz AWG
	MSO2204 :200MHz, 2GSa/s, 56Mpts, 4+16CH MSO
	MSO2202 :200MHz, 2GSa/s, 56Mpts, 2+16CH MSO
	MSO2104 :100MHz, 2GSa/s, 56Mpts, 4+16CH MSO
MSO2102 :100MHz, 2GSa/s, 56Mpts, 2+16CH MSO	

Ordering Information	
Model UPO2000 Series	UPO2204 :200MHz, 2GS/s, 56Mpts, 4CH
	UPO2104 :100MHz, 2GS/s, 56Mpts, 4CH
	UPO2202 :200MHz, 2GS/s, 56Mpts, 2CH
	UPO2102 :100MHz, 2GS/s, 56Mpts, 2CH
Standard Accessories	Power cord conforming to the standard of the destination country
	UT-P04:Passive probe x 2/4 (1 x, 10 x switchable, 100MHz)(MSO/UPO2102、MSO/UPO2104、MSO2102/4-S)
	UT-P05:Passive probe x 2/4 (1 x, 10 x switchable, 200MHz) (MSO/UPO2202、MSO/UPO2204、MSO2202/4-S)
	UT-D14:USB interface cable
	UT-M15:16CH logic analyzer probe(MSO2000 series)
Options	UT-45: BNC-BNC through leads (MSO2000-S series)
	MSO/UPO2000-BND: Serial bus trigger and decode options (MSO/UPO2000-EMBD& MSO/UPO2000-AUTO)
	MSO/UPO2000-EMBD: Serial bus trigger and decode options (includes RS232, UART, I2C, SPI)
	MSO/UPO2000-AUTO: Automotive serial bus triggering and decoding options (CAN, CAN-FD, LIN, FlexRay)
	MSO/UPO2000-COM: RS232/UART trigger and decode options
	MSO/UPO2000-I2C: I2C trigger and decode options
	MSO/UPO2000-SPI: SPI trigger and decode options
	MSO/UPO2000-CAN: CAN trigger/decode option
	MSO/UPO2000-CAN-FD: CAN-FD trigger/decode option
	MSO/UPO2000-LIN: LIN trigger/decode option
	MSO/UPO2000-FlexRay: FlexRay trigger/decode option
MSO-BODE: Bode plot loop test analysis (software)	
Optional accessories	High Voltage Probe: UT-V23/UT-P21
	High Voltage Differential Probe: UT-P30/UT-P31/UT-P32/UT-P33/UT-P35/UT-P36
	Current Probe: UT-P40/UT-P41/UT-P42/UT-P43/UT-P44
	16-channel logic analyzer probe: UT-M15
	Isolation transformer: UT-ISOT



UPO1000 Series



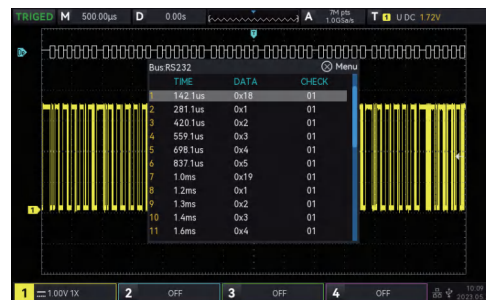
- Analog channel bandwidth: 200MHz, 100MHz, 50MHz
- Number of analog channels: 4
- Maximum sampling rate: 2GSa/s
- Vertical scale: 500 μ V/div-20 V/div
- Low noise floor: <100 μ Vrms
- Storage depth 56Mpts/CH

UPO1000 series digital oscilloscope adopts UNI-T's newly created digital 3D technology Ultra Phosphor 2.0. This series is equipped with three levels of bandwidth of 50MHz / 100MHz/ 200MHz, and the real-time sampling rate is as high as 2GSa/s. The whole series is equipped with 4 channels as standard; supports independent DVM module; has rich trigger and bus decoding functions, and supports full-memory hardware real-time decoding. It can be widely used in communication, semiconductor, computer, integrated circuit design, instrumentation, industrial electronics, consumer electronics, automotive electronics, field maintenance, research and development/education and many other fields.

- Waveform capture rate up to 500,000 wfms/s
- Can automatically measure 36 kinds of waveform parameters, the measurement range is optional: screen or cursor area
- Hardware real-time waveform recording 120,000 frames
- 7-bit hardware frequency meter
- DVM supports four-channel true RMS measurement



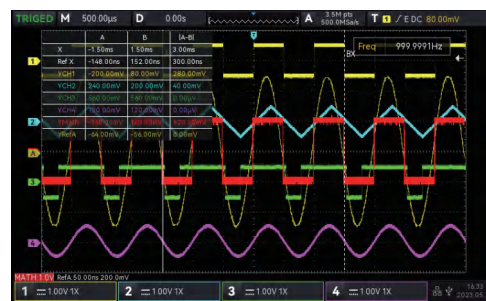
- The maximum storage depth is 56Mpts. At the same time, the whole and details of the waveform are considered



- Innovative hardware decoding enables real-time decoding



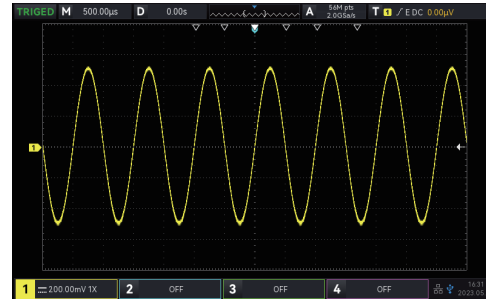
- 1M sampling point enhanced FFT



- The cursor function can measure the time and voltage of CH1, CH2, CH3, CH4, MATH, REF at the same time.



- When "Cursor" is turned on, the parameters of the waveform in the cursor area can be measured



- Navigation functions include time navigation, marker navigation, and segment navigation.

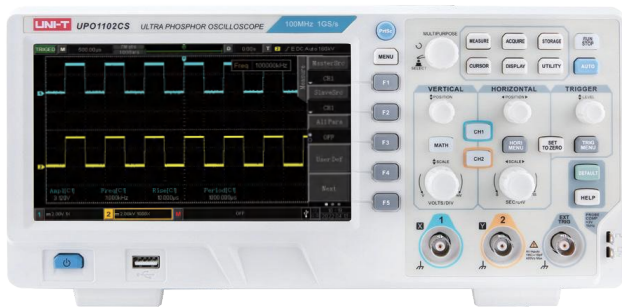
Key Specifications	UP01054	UP01104	UP01204
Bandwidth	50 MHz	100 MHz	200 MHz
Channels	4	4	4
Sampling rate	2GSa/s		
Max. memory depth	56Mpts (Per channel)		
Waveform capture rate	150000wfms/s; 500,000 wfms/s (Fast Acquire mode)		
Time base scale (s/div)	2 ns/div - 1000s/div	2 ns/div - 1000s/div	1 ns/div - 1000s/div
Input impedance	(1MΩ ± 2%) (16 pF ± 3pF)		
Vertical scale (V/div)	500 uV/div - 20V/div (1MΩ)		
DC gain accuracy	<10mV: ±4.0% full scale; ≥10mV: ±3.0% full scale;		
Waveform record	120,000 frames		
Trigger types	Edge, Runt Set, Window Set, Nth Edge, Delay, Timeout, Pattern, Duration, Build / hold, Pulse, Slope, Video, RS232 / UART, I2C, SPI		
Bus decode	RS232/UART, I2C, SPI		
Mathematical operations	A+B, A-B, A×B, A/B, Enhanced FFT, Editable advanced, operations(Log, Exp, Sin, Cos, Tan, Sqrt, Intg, Diff), Logical operations		
Auto measurements	Max, Min, High, Low, ampl, Pk- Pk, Middle, Mean, Cycmean, RMS, CycRMS, AC RMS, Period, Freq, Rise, Fall, RiseDelay, FallDelay, +Width, -Width, FRFR, FRFF, FFFF, FFFF, FRLF, FRLR, FFLR, FFLF, +Duty, -Duty, Area, CycArea, Oversht, Presht, Phase, Pulse, a total of 36 measurement parameters		
Number of measurements	5 measurements are displayed simultaneously		
FFT points	1Mpts		
Frequency counter	7-bit hardware frequency meter		
Standard interfaces	USB Host, USB Device, LAN, EXT Trig, AUX Out(Trig Out/Pass/Fail)		
Power	100~240VACrms (Fluctuations: ±10%) , 50Hz/60Hz		
Display	7 inch TFT LCD, WVGA(800×480)		
Product net weight	2.45 kg		
Product size (W×H×D)	306mm×138mm×107mm		
Standard quantity per carton	1pcs		
Standard carton size	470mm×215mm×300mm		
Standard carton gross weight	4 kg		

Ordering Information

Model	UP01054 (50MHz, 2GS/s, 56Mpts, 4-Channel)
UP01000 Series	UP01104 (100MHz, 2GS/s, 56Mpts, 4-Channel)
	UP01204 (200MHz, 2GS/s, 56Mpts, 4-Channel)
Standard Accessories	Power cord conforming to the standard of the destination country
	UT-D04: USB interface cable
	UT-P03: Passive probe x 4(1 x, 10 x switchable, 60MHz) (UP01054)
	UT-P04: Passive probe x 4(1 x, 10 x switchable, 100MHz) (UP01104)
	UT-P05: Passive probe x 4(1 x, 10 x switchable, 200MHz) (UP01204)
Optional accessories	High Voltage Probe: UT-V23/UT-P21
	High Voltage Differential Probe: UT-P30/UT-P31/UT-P32/UT-P33/UT-P35/UT-P36
	Current Probe: UT-P40/UT-P41/UT-P42/UT-P43/UT-P44
Options	MS0/UP01000X-1MT2M: Bandwidth upgrade option for MS0/UP01104 to 200 MHz bandwidth

UPO1000CS Series

Oscilloscopes

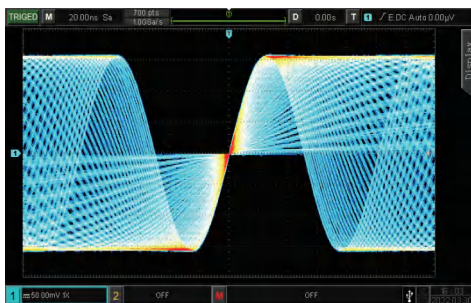


The UPO1000CS Series offers unprecedented value in customer applications with its innovative technology, industry leading specifications, powerful trigger functions and analysis capabilities.

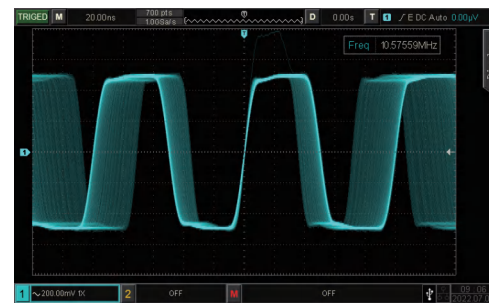
The Series is available in 100 and 200 MHz bandwidths and 2 analog channels. It adopts UNI-T UPO visualization technology, has a maximum sample rate of 1 GSa/s and a standard memory depth of 56 Mpts. It comes with an innovative digital trigger system with high sensitivity and low jitter, and a waveform capture rate of 150,000 wfms/s.

- 1GSa/s real-time sampling rate per channel, 2 analog channels
- Bandwidth: 100MHz, 200MHz
- Memory depth 56Mpts (per channel)
- Up to 150000wfms/s waveform capture rate
- 256-level intensity grading display
- Alternative trigger

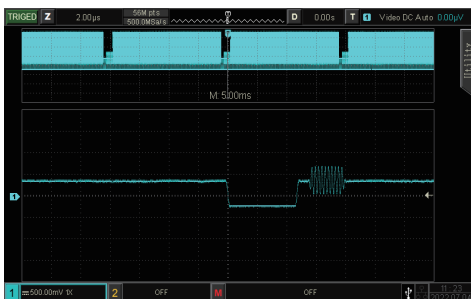
- Low noise floor, minimum vertical gear 1mV / div
- A variety of trigger modes, and a variety of serial bus trigger and real-time decoding
- 100,000 frames waveform record
- 7 inch TFT LCD, WVGA (800x480)
- Interfaces: USB Host, USB device, LAN, EXT Trig, AUX



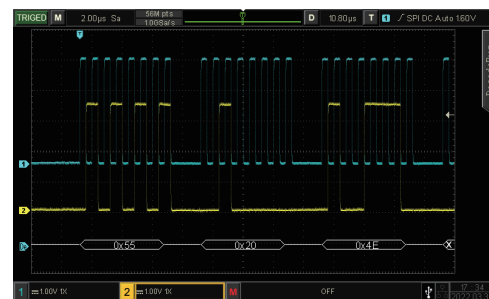
- Using the original Ultra Phosphor display technology, it is easy to display the details of the waveform information



- Innovative digital signal parallel processing technology, normal sampling waveform capture up to 150,000 wfms/s, FastAcq mode up to 500,000 wfms/s



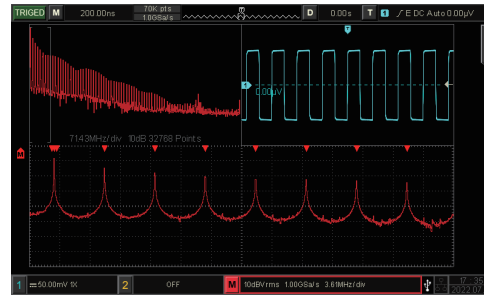
- Standard 56Mpts per channel. Take into account the overall and details of the waveform



- Innovative hardware decoding enables real-time decoding. The decoding time under the deep storage 56Mpts can reach the millisecond level



- Multi-Scopes technology, which can be used for testing signals with different clock sources and different frequencies

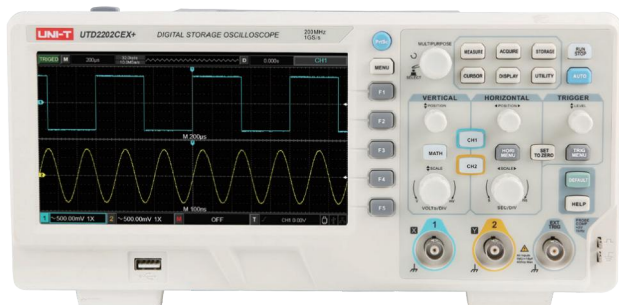


- 1Mpts enhanced FFT for easy frequency domain analysis of signals

Key Specifications	UP01102CS	UP01202CS
Bandwidth	100 MHz	200 MHz
Channels	2	2
Sampling rate	1GSa/s	
Max. memory depth	56Mpts (Per channel)	
Waveform capture rate	150000wfms/s; 500,000 wfms/s (Fast Acquire mode)	
Time base scale(s/div)	2ns/div - 1000s/div	1ns/div - 1000s/div
Input impedance	(1MΩ±2%) 16 pF±3pF	
Vertical scale(V/div)	1mV/div - 20V/div (1MΩ)	
DC gain accuracy	<10mV: ±4.0% full scale; ≥10mV: ±3.0% full scale;	
Waveform record	100,000 frames	
Trigger types	Edge, pulse width, slope, alternation, video, delay, timeout, duration, build / hold, under amplitude pulse, over amplitude pulse, RS232 / UART, I2C, SPI, Optional:CAN, LIN	
Bus decode	RS232/UART, I2C,SPI, Optional:CAN, LIN	
Mathematical operations	A+B, A-B, A×B, A/B, Enhanced FFT, Editable advanced, operations(Log,Exp,Sin,Cos,Tan,Sqrt,Intg,Diff), Logical operations	
Auto measurements	Max,Min ,High, Low, ampli, Pk- Pk, Middle, Mean,Cycmean,RMS,CycRMS,AC RMS, Period,Freq,Rise,Fall,RiseDelay,FallDelay,+Width,-Width,FRFR, FRFF,FFFF, FFFF, FRLF, FRLR, FFLR, FFLF, +Duty,-Duty,Area,CycArea,Oversht,Presht,Phase,Pulse, a total of 36measurement parameters	
Number of measurements	5 measurements are displayed simultaneously	
Measurement statistic	Mean, maximum, minimum, standard deviation and number of measurements	
Frequency counter	7-bit hardware frequency meter	
Standard interfaces	USB Host, USB Device-LAN, EXT Trig, AUX Out(Trig Out/, Pass/Fail)	
Power	100-240V AC, 50-60 Hz	
Display	7 inch TFT LCD, WVGA(800×480)	
Product color	White and grey	
Product net weight	3.0 Kg	
Product size (W×H×D)	306mm×138mm×107mm	
Standard quantity per carton	1 pcs	
Standard carton size	410mm×225mm×270mm	

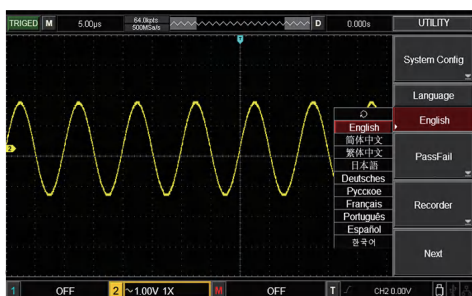
Ordering Information	
Model	UP01102CS(100MHz, 1GSa/s, 56Mpts, 2-Channel)
UP01000CS Series	UP01202CS(200MHz, 1GSa/s, 56Mpts, 2-Channel)
Standard Accessories	Power cord conforming to the standard of the destination country
	UT-D14:USB interface cable
	UT-P04:Passive probe x 2(1 x, 10 x switchable, 100MHz)
Options	UT-P05:Passive probe x 2(1 x, 10 x switchable, 200MHz)
	UP01000CS-AUTO: CAN Decoding options, LIN Decoding options
Optional accessories	High Voltage Probe: UT-V23/UT-P21
	High Voltage Differential Probe: UT-P30/UT-P31/UT-P32/UT-P33/UT-P35/UT-P36
	Current Probe: UT-P40/UT-P41/UT-P42/UT-P43/UT-P44

UTD2000CEX+ Series

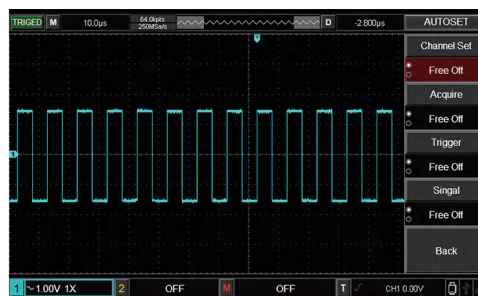


The UTD2000CEX+ Series digital storage oscilloscope serves as an entry-level bench solution, addressing the fundamental requirements of basic measurements. Its straightforward and intuitive front panel is designed for easy operation. The UTD2000CEX+ Series offers bandwidth options of 50MHz, 100MHz, and 200MHz, a real-time sampling rate of 1GSa/s, dual channels, and a storage depth of 64kpts. With its versatile capabilities, this model is well-suited for a broad range of application scenarios in communication, semiconductor, computer, instrumentation, industrial electronics, consumer electronics, automotive electronics, on-site maintenance, and R&D/education, among others.

- 50/100/200MHz bandwidth
- 2 channels, low noise floor, wide vertical range: 1mV/div~20V/div
- Memory depth: 64kpts
- System software upgrade via USB drive
- 7 inch TFT LCD
- Supports plug-and-play USB storage device; communication with and remote control of computer through the USB device



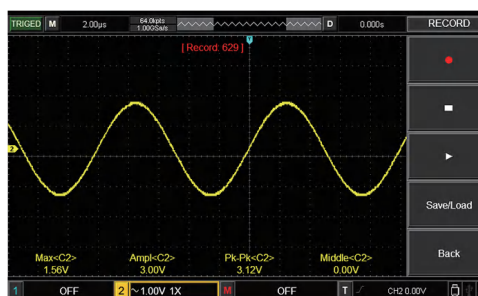
● Multilingualism to meet the needs of more users in countries



● 8div×16div Wider display range



● Automatic Measurement of Waveform Parameters

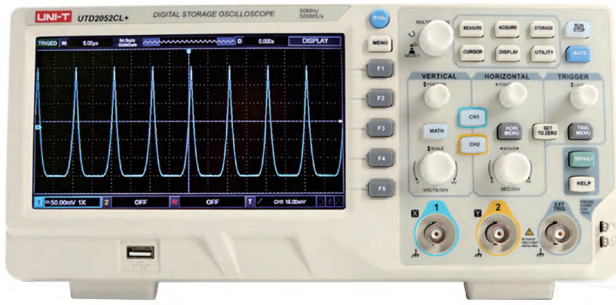


● Waveform recording functions

Key Specifications	UTD2052CEX+	UTD2102CEX+	UTD2202CEX+
Bandwidth	50MHz	100MHz	200MHz
Channels	2		
Sampling rate	1GSa/s		
Memory depth	64kpts		
Waveform capture rate	5,000wfms/s		
Rise time	<7ns	<3.5ns	<1.8ns
Vertical scale (V/div)	1mV/div-20V/div		
Vertical resolution	8bit		
Time base scale (s/div)	2ns/div-50s/div		
Deviation from scope	±8div(away from screen center)		
Input impedance	1MΩ±2% ,18±3pF		
Input coupling	DC, AC, GND		
Timing accuracy	≤±(50+2 × service life) ppm		
Time base mode	Y-T, X-Y, Roll		
Storage methods	Setup, wave, bitmap		
Trigger types	Edge, pulse, alternate,slope, video		
Mathematical operations	+, -, ×, ÷, FFT		
Auto measurements	Max, Min, High, Low, Ampl, Pk-Pk, Middle, Mean, CycMean, RMS, CycRMS, Period, Freq,Rise, Fall, RiseDelay, FallDelay, +Width, -Width, FRR, FRF, FFR, FFF, LRF, LRR, LFR, LFF, +Duty, -Duty, Area, CycArea, OverSht, PreSht, Phase, 34 parameters in total		
Displayed measurements	Display 5 measurements at the same time		
Frequency counter	6 bits		
Interface	USB Host,USB Device,Pass/Fail		
Power	100-240VAC, 45-440Hz		
Display	7 inch TFT LCD, 800×480		
Product color	White and grey		
Product net weight	2.5kg		
Product size (W×H×D)	306mm×138mm×124mm		
Standard quantity per carton	2pcs		
Standard carton size	450mm x 420mm x 280mm		
Standard carton gross weight	7.5kg		

Ordering Information	
UTD2000CEX+	UTD2202CEX+:200MHz,1GSa/s,64kpts,2-Channel
	UTD2102CEX+:100MHz,1GSa/s,64kpts,2-Channel
	UTD2052CEX+:50MHz,1GSa/s,64kpts,2-Channel
Standard Accessories	Power cord conforming to the standard of the destination country
	UT-D14:USB interface cable
	UT-P03:Passive Probe x 2 (1 x , 10 x switchable,60MHz)
	UT-P04:Passive Probe x 2 (1 x , 10 x switchable,100MHz)
	UT-P05:Passive Probe x 2 (1 x , 10 x switchable,200MHz)

UTD2000CL/CL+ Series



- 50MHz/70MHz/100MHz/150MHz bandwidth
- 2 channels, low noise floor, wide vertical range: 1mV/div~20V/div
- Memory depth: 64kpts
- System software upgrade via USB drive
- 7 inch TFT LCD
- Supports plug-and-play USB storage device, communication with and remote control of computer through the USB device

The UTD2000CL/CL+ Series stands out as a popular choice for entry-level digital oscilloscopes, designed to fulfill mainstream testing needs. With a classic front panel design and a clear user interface, this model is well-suited for your daily testing tasks.

Key features include:

Wider display range of 8div×16div.

New auto-set function for easy handling of complex test scenarios.

Multiple frequency output options with a standard square wave.

Abundant math functions, including math operations, FFT, and digital filtering.

Automatic measurement of waveform parameters. Lissajous figure phase measurement capability.

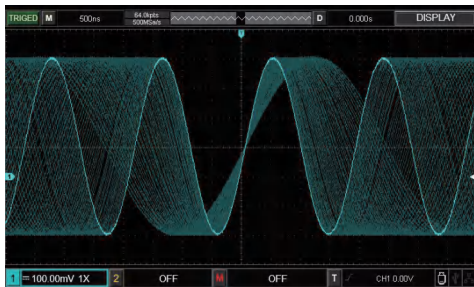
Bandwidth options of 50MHz, 70MHz, 100MHz, and 150MHz.

2 channels with a low noise floor and a wide vertical range from 1mV/div to 20V/div.

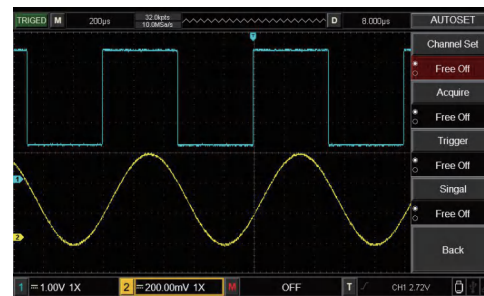
Memory depth of 64kpts.

System software upgrade via USB drive. 7-inch TFT LCD display.

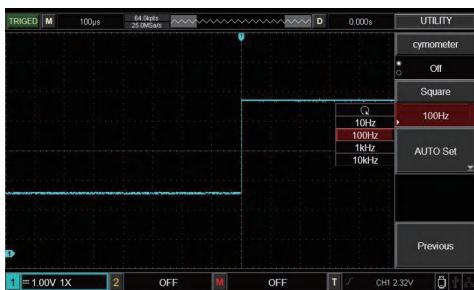
Supports plug-and-play USB storage devices, enabling communication with and remote control of computers through the USB device.



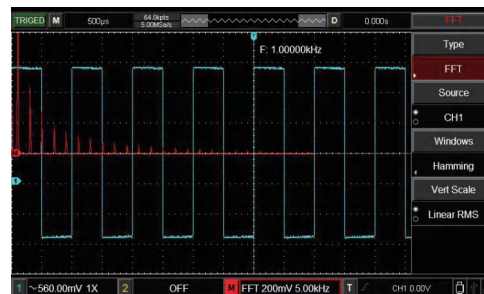
- Wider display range 8div×16div



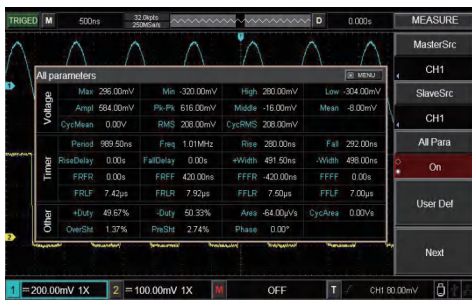
- New autoset function, easy to handle complex test scenarios



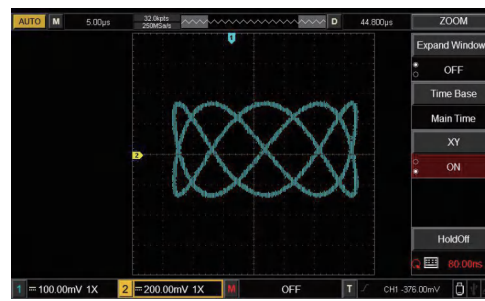
- Multiple frequency output standard square wave optional



- Abundant math functions: math operation, FFT, digital filtering



● Automatic measurement of waveform parameters



● Lissajous figure phase measurement

Key Specifications	UTD2052CL+	UTD2102CL+	UTD2072CL	UTD2152CL
Channels	2			
Bandwidth	50MHz	100MHz	70MHz	150MHz
Sampling rate	500MSa/S			
Memory depth	64kpts			
Waveform capture rate	5,000wfms/s			
Rise time	<7ns	<3.5ns	<5ns	<2.4ns
Vertical scale (V/div)	1mV/div-20V/div			
Time base scale (s/div)	2ns/div-50s/div		2ns/div-50s/div	
Timing accuracy	±(50+2 × service life) ppm			
Time base modes	Y-T, X-Y, Roll			
Storage methods	Setup, wave, bitmap			
Trigger types	Edge, pulse, alternate, slope, video			
Mathematical operations	A+B, A-B, A×B, A/B, FFT			
Auto measurements	Max, Min, High, Low, Ampl, Pk-Pk, Middle, Mean, CycMean, RMS, CycRMS, Period, Freq, Rise, Fall, RiseDelay, FallDelay, +Width, -Width, +Duty, -Duty, FRR, FRF, FFR, FFF, LRF, LRR, LFR, LFF, Area, CycArea, OverSht, PreSht, Phase, 34 parameters in total			
Number of measurements	Display 5 measurements at the same time			
frequency counter	6 bits			
Standard interfaces	USB Host, USB Device, Pass/Fail			
Power	100-240V AC, 45-440Hz			
Display	7 inch TFT LCD, 800×480			
Product color	White and grey			
Product net weight	2.5kg			
Product size (W×H×D)	336mm×164mm×108mm			
Standard quantity per carton	2pcs			
Standard carton size	450mm x 420mm x 280mm			
Standard carton cross weight	6.7kg			

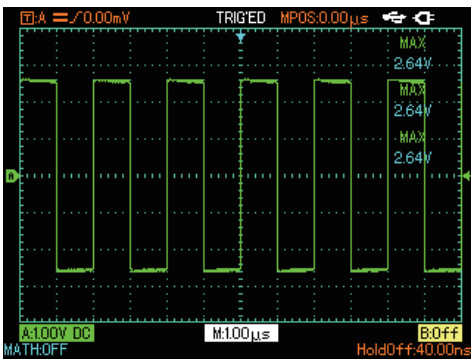
Ordering Information	
UTD2000CL Series	UTD2152CL:150MHz, 500MS/s, 64kpts, 2-Channel
	UTD2072CL:70MHz, 500MS/s, 64kpts, 2-Channel
	UTD2102CL+:100MHz, 500MS/s, 64Kpts, 2-Channel
	UTD2052CL+:50MHz, 500MS/s, 64Kpts, 2-Channel
Standard Accessories	Power cord conforming to the standard of the destination country
	UT-D14:USB interface cable
	UT-P05:Passive probe x 2 (1x, 10 x switchable, 200MHz)(UTD2152CL)
	UT-P04:Passive probe x 2 (1x, 10 x switchable, 100MHz)(UTD2072CL,UTD2102CL+)
	UT-P03:Passive probe x 2 (1x, 10 x switchable, 60MHz)(UTD2052CL+)

UTD1000C Series

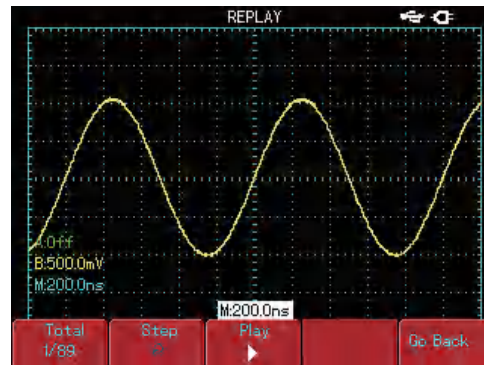


The UTD1000C Series handheld oscilloscope with user-friendly interface is designed to meet your test needs. Its powerful trigger and analytical functions also make it easy to acquire and analyses waveforms, You may either choose to use the external AC power supply or the built-in lithium battery as power source accordingly to your test needs. Classic design with clear user interface aligned with the bench models ensures a hassle-free user experience that will help to complete your daily testing tasks quick and easy

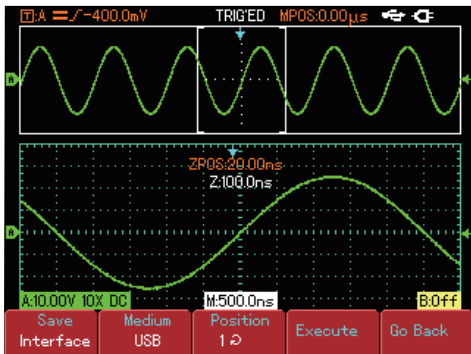
- 250MSa/s, 500MSa/s, 1GSa/s real-time sampling rate; 2 analog channels
- Bandwidth: 60MHz/100MHz/200MHz
- Multimeter function, 5999 display count
- Fine window extension; precise analysis of waveform details and overview
- Automatic measurement of 27 waveform parameters
- Unique waveform recording, storage and replay function
- Multilingual menu displays
- HD color 5.7 inch LCD panel at 320 x 240 pixel aspect ratio



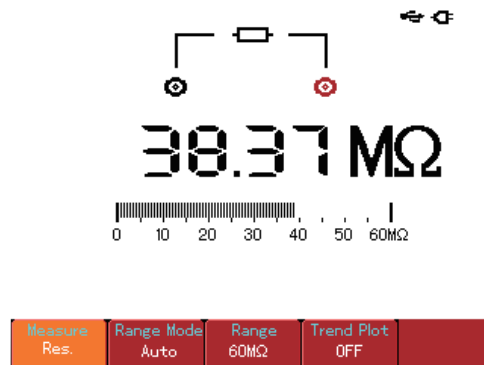
- Fast automatic measurement



- Recorded waveform replay



- Display under window zoom

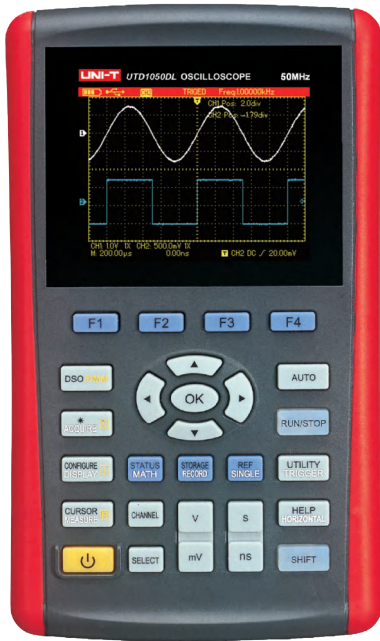


- 5999 display count multimeter function

Key Specifications	UTD1062C	UTD1102C	UTD1202C
Bandwidth	60MHz	100MHz	200MHz
Channels	2		
Sampling rate	250MSa/s	500MSa/s	1GSa/s
Rise time	≤5.8ns	≤3.5ns	≤1.8ns
Memory depth	7.5kpts		
Vertical scale(V/div)	5mV/div-50V/div		
Time base scale (s/div)	5ns/div-50s/div	5ns/div-50s/div	2ns/div-50s/div
Storage modes	Setup, waveform, bitmap		
Trigger types	Edge, pulse width, video and alternative		
Standard interfaces	USB Host		
Multimeter Specifications	Range		Accuracy
DC voltage(V)	600mV/6V/60V/600V/1000V		±(1%+5)
AC voltage(V)(45Hz-400Hz)	600mV/6V/60V/600V/700V		±(1.2%+5), Frequency: <200Hz ±(1.5%+5), Frequency: ≥200Hz
DC current(A)	6mA/60mA/600mA	±(1.2%+5)	
	6A	±(1.5%+5)	
AC current(A)(45Hz-400Hz)	6mA/60mA/600mA	±(2%+5)	
	6A	±(2.5%+5)	
Resistance(Ω)	6kΩ/60kΩ/600kΩ	±(1.2%+5)	
	600Ω/6MΩ/60MΩ	±(1.5%+5)	
Capacitance(F)	6nF/6mF	±(5%+10)	
	60nF/600nF/6μF/60μF/600μF	±(4%+5)	
Display count	5999		
Auto range	Auto/manual(Only manual mode is available for current measurement)		
Power	Li-ion battery: 7.4V 4400mAh; DC adapter: 100-240V 50/60Hz input, 9V/4A output		
Display	5.7 inch TFT LCD, QVGA(320x240)		
Product color	Red and grey		
Product net weight	1.8kg		
Product size (W×H×D)	268mm x 168 mm x 60mm		
Standard quantity per carton	4pcs		
Standard carton size	500mm x 400mm x 320mm		
Standard carton gross weight	16.7kg		

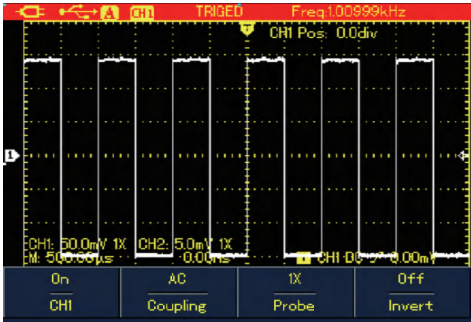
Ordering Information	
UTD1000C Series	UTD1202C: 200MHz, 7.5Kpts, 1GSa/s, 2-Channel
	UTD1102C: 100MHz, 7.5Kpts, 500MSa/s, 2-Channel
	UTD1062C: 60MHz, 7.5Kpts, 250MSa/s, 2-Channel
Standard Accessories	Power cord conforming to the standard of the destination country
	UT-H04: Passive Probe x 2(1x, 10x switchable, 100MHz)
	UT-H05: Passive Probe x 2(1x, 10x switchable, 200MHz)
	UT-M03: 1 Voltage/current converter: 4mA-600mA
	UT-M04: 1 Voltage/current converter: 4A/6A
	DC adapter: 1pc
	1 Multimeter probes Test lead

UTD1000L Series

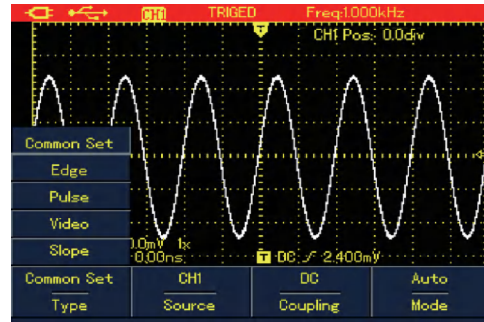


The UTD1000L Series Handheld Digital Storage Oscilloscope with 2-in-1 design serves not only as a digital scope but a multimeter as well. The outstanding features of this model provides you extensive functions that you may need to complete various test and measurement tasks.

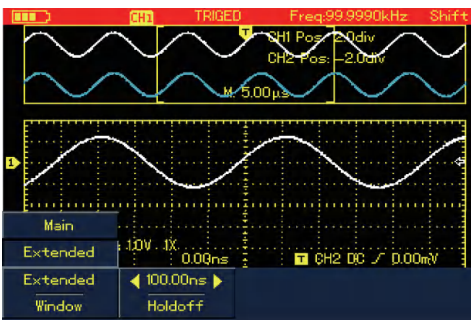
- 250MSa/s, 200MSa/s real-time sampling rate; 1/2 analog channels
- Bandwidth: 25MHz, 50MHz
- Combine oscilloscope multimeter and recorder functions in one, 3999 display count
- 8 hours of continuous battery operation for UTD1000CL and 6 hours for UTD1000DL
- 22 types of auto measurements
- Unique waveform record, storage and replay functions
- High-resolution and high-contrast color LCD
- Simple printscreen function



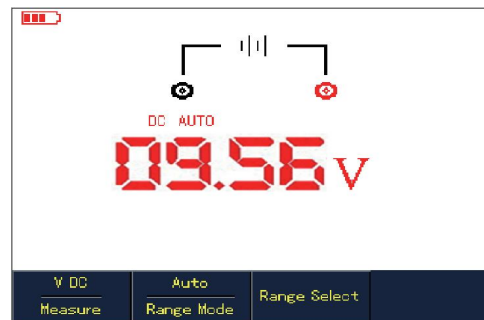
● Full autoset



● Typical and practical trigger function



● Display under window zoom








● 3999 display count multimeter function

Key Specifications	UTD1025CL	UTD1050CL	UTD1025DL	UTD1050DL
Bandwidth	25MHz	50MHz	25MHz	50MHz
Channels	1		2	
Sampling rate	200MSa/s		250MSa/s	
Rise time	≤14ns	≤7ns	≤14ns	≤7ns
Memory depth	12kpts			
Vertical scale (V/div)	5mV/div~20V/div			
Time base scale (s/div)	10ns/div~50s/div	5ns/div~50s/div	10ns/div~50s/div	5ns/div~50s/div
Storage methods	Setup, waveform, bitmap			
Trigger types	Edge, pulse width, video, slope			
Standard interface	Mini USB			
Multimeter Specifications	Range			Accuracy
DC voltage (V)	400mV/ 4V/ 40V/ 400V			±(1%+5)
AC voltage (V)	400mV/ 4V/ 40V/ 400V			±(1.2%+5)
DC current (A)	400μA/ 4000μA			±(1.2%+5)
	40mA/ 4000mA			±(1%+5)
	4A			±(1.5%+5)
AC current (A)	400μA/ 4000μA			±(2%+5)
	40mA/ 4000mA			±(1.5%+5)
	4A			±(2.5%+5)
Resistance (Ω)	400Ω/4kΩ/40kΩ/400kΩ/4MΩ			±(1.2%+5)
	40MΩ			±(1.5%+5)
Capacitance (F)	51.2nF/512nF/5.12μF/51.2μF/100μF			±(3%+5)
Display count	3999			
Power	Li-ion battery: 7.4V 3600mAh; DC adapter: 100V~240V, 50/60Hz input, 9V/4A output			
Display	3.5 inch TFT LCD, 320x240			
Product color	Red and grey			
Product net weight	0.9kg			
Product size (W×H×D)	199mm x 118 mm x 49mm			
Standard quantity per carton	2pcs			
Standard carton size	305mm x 190mm x 330mm			
Standard carton gross weight	3.3kg		4.6kg	




Ordering Information

UTD1000DL	UTD1050DL: 50MHz, 12Kpts, 250MSa/s, 2-Channel
	UTD1025DL: 25MHz, 12Kpts, 250MSa/s, 2-Channel
UTD1000CL	UTD1050CL: 50MHz, 12Kpts, 200MSa/s, 1-Channel
	UTD1025CL: 25MHz, 12Kpts, 200MSa/s, 1-Channel
Standard Accessories	Power cord conforming to the standard of the destination country
	UT-H03: Passive probe x 2 (1x, 10 x switchable, 60MHz)(1000DL)
	UT-H03: Passive probe x 1 (1x, 10 x switchable, 60MHz)(1000CL)
	UT-M10: 1 Voltage/current converter: 40mA, 400mA(1000DL)
	UT-M04: 1 Voltage/current converter: 4A/6A(1000DL)
	UT-M07: current diverter: 10A(1000CL)
	UT-D17: USB Host to Mini USB data cable
	Power adapter : 1pc
	Multimeter Test Lead: 1 pair(one red, one black)
Portable bag	

Waveform Generators Selection Guide

Series	Model	Channels	Sampling Rate	MAX Frequency (MHz)													
				600	500	350	200	160	120	80	60	40	30	25	20		
 UTG9000T	UTG9604T	4	2.5GSa/s	●													
	UTG9504T	4	2.5GSa/s		●												
	UTG9354T	4	2.5GSa/s			●											
 UTG4000A	UTG4202A	2	500MSa/s				●										
	UTG4162A	2	500MSa/s					●									
	UTG4122A	2	500MSa/s						●								
	UTG4082A	2	500MSa/s							●							
 UTG2000A/B	UTG2122B	2	1.28GSa/s						●								
	UTG2082B	2	1.28GSa/s							●							
	UTG2062B	2	1.28GSa/s								●						
	UTG2025A	2	125MSa/s												●		
 UTG1000X	UTG1042X	2	200MSa/s										●				
	UTG1022X	2	200MSa/s														●
	UTG1022X-PA	2	200MSa/s														●
 UTG900E	UTG962E	2	200MSa/s									●					
	UTG932E	2	200MSa/s													●	

Waveform Generators Accessories

Model	Picture	Information	Certification	Series
UT-M14		Power amplifier module for UTG series	ROW	UTG9000T;UTG4000A;UTG2000A/B; UTG1000X;UTG900E
UT-L02		BNC to alligator clip test line:1M	ROW	UTG9000T;UTG4000A;UTG2000A/B; UTG1000X;UTG900E
UT-L45		BNC-BNC line :1M, Suitable for all signal generators	ROW	UTG9000T;UTG4000A;UTG2000A/B; UTG1000X;UTG900E

UTG9000T Series

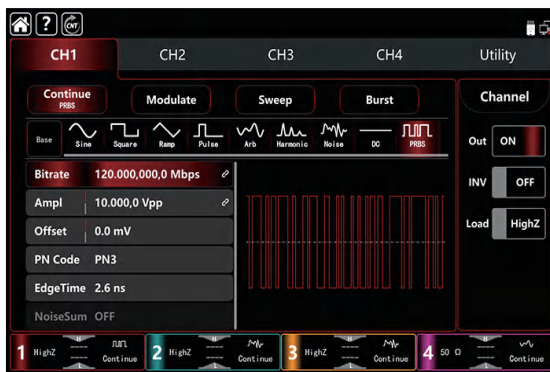


- 4 channels output
- Output: 600MHz sine wave, full-band resolution: 1μHz
- 200MHz pulse waveform with adjustable rise and fall time
- Sampling rate: 2.5GSa/s, vertical resolution: 16bits
- Arbitrary wave memory depth of 64Mpts, supports point-to-point output .
- Supports one-click SNR output.

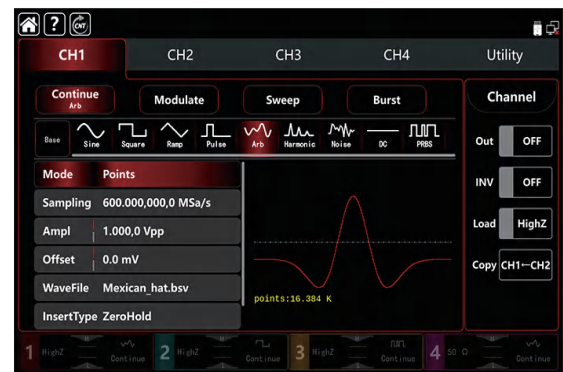
The UTG9000T Series pulse/function/arbitrary waveform generators, employing Direct Digital Synthesizer (DDS) technology, produce precise and stable waveform outputs with a bandwidth of 600MHz. They feature a maximum sampling rate of 2.5GSa/s and a resolution as fine as 1μHz. These instruments deliver accurate, stable, pure, and low-distorted signals. With straightforward operation, technical superiority, and the ability to provide high-frequency square waves with rapid rising and falling edges, these multi-functional instruments cater to a variety of requirements.

- Frequency sweep modes: linear, logarithmic, list, stepping
- Modulation types: AM, PM, FM, DSBAM, ASK, PSK, BPSK, QPSK, FSK, 3FSK, 4FSK, QAM, OSK, PWM, SUM
- 10.1 inch capacitive touchscreen with 1280*800 resolution
- Digital protocol output: SPI, I2C, UART
- Standard interfaces: USB Host, USB Device, LAN

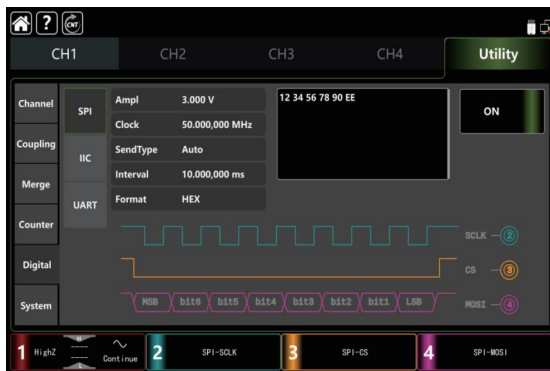
Waveform Generators



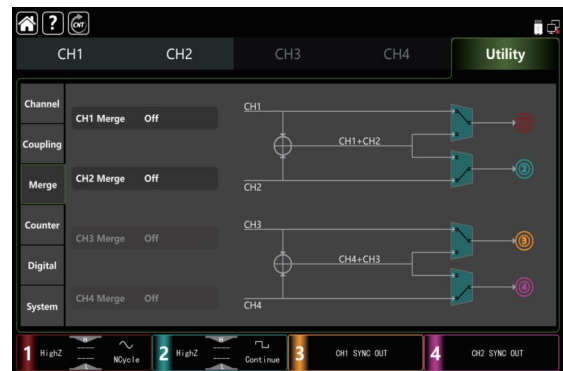
- Support for multiple signal outputs:PRBS



- Arbitrary wave memory depth of 64Mpts, supports point-to-point output.

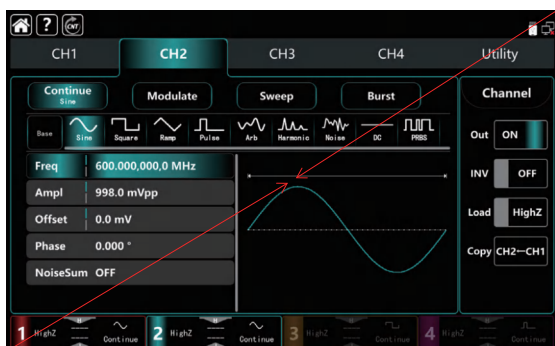


- Digital protocol output: SPI, I2C, UART

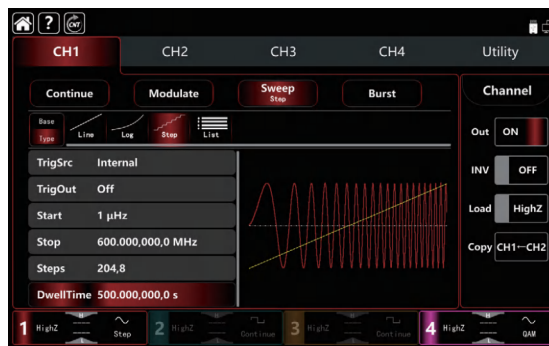


- Addition of waveforms And Channels Merge

Waveform and Function Generators



- 10.1 inch capacitive touchscreen 4 Channel, Sampling rate: 2.5GSa/s, vertical resolution: 16bits



- Rich sweep features: Line,Log,Step,List

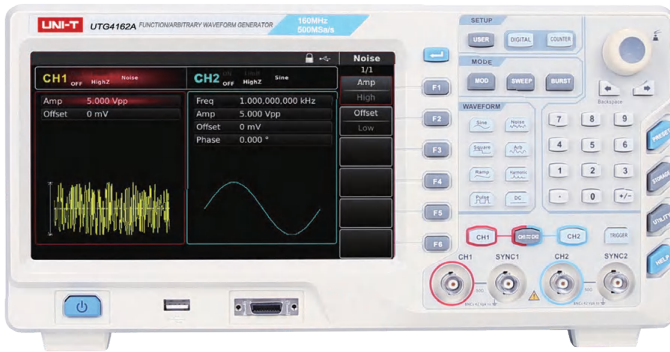
Waveform Generators

Key Specifications	UTG9354T	UTG9504T	UTG9604T	UTG9354T	UTG9504T	UTG9604T	
Channel	CH1 & CH2(Main)			CH3 & CH4 (Slave)			
Max. frequency	350MHz	500MHz	600MHz	160MHz	200MHz	200MHz	
Sampling rate	2.5GSa/s			625MSa/s			
Vertical resolution	14bits	14bits	16bits	16bits	16bits	16bits	
Arbitrary wave length	8pts-64Mpts			8kpts			
Working mode	Continue, modulation, frequency sweep, burst, cymometer, digital protocol						
Continue	Sine, square, ramp, pulse, harmonic, noise, PRBS, DC, arbitrary waveform						
Modulation types	AM, PM, FM, DSBAM, ASK, PSK, BPSK, QPSK, FSK, 3FSK, 4FSK, QAM, OSK, PWM, SUM						
Frequency sweep types	Linear, logarithmic, list, stepping						
Burst types	N cycle, gating, infinite						
Digit types	SPI, I2C, UART						
Hardware cymometer	100mHz-800MHz, DC/AC coupling						
Frequency Characteristics							
Sine wave	1μHz-350MHz	1μHz-500MHz	1μHz-600MHz	1μHz-160MHz	1μHz-200MHz	1μHz-200MHz	
Square wave	1μHz-120MHz	1μHz-160MHz	1μHz-200MHz	1μHz-50MHz	1μHz-60MHz	1μHz-60MHz	
Pulse wave	1μHz-120MHz	1μHz-160MHz	1μHz-200MHz	1μHz-50MHz	1μHz-60MHz	1μHz-60MHz	
Ramp wave	1μHz-20MHz	1μHz-30MHz	1μHz-30MHz	1μHz-8MHz	1μHz-10MHz	1μHz-10MHz	
Noise	1μHz-350MHz	1μHz-500MHz	1μHz-600MHz	1μHz-160MHz	1μHz-200MHz	1μHz-200MHz	
Arbitrary wave(DDS)	1μHz-80MHz	1μHz-100MHz	1μHz-100MHz	1μHz-50MHz	1μHz-60MHz	1μHz-60MHz	
PRBS	1μbps-80Mbps	1μbps-120Mbps	1μbps-120Mbps	1μbps-40Mbps	1μbps-60Mbps	1μbps-60Mbps	
Harmonic wave	1μHz-175MHz	1μHz-250MHz	1μHz-300MHz	1μHz-80MHz	1μHz-100MHz	1μHz-100MHz	
Frequency resolution	1μHz						
Rise/fall time	1MHz, 1Vpp, 50Ω load						
	<2ns	<2ns	<1.5ns	<6ns	<5ns	<5ns	
Output amplitude (High Z)	≤40MHz		20Vpp	≤20MHz		20Vpp	
	≤120MHz		10Vpp	≤80MHz		10Vpp	
	≤160MHz		5Vpp	≤120MHz		5Vpp	
	≤300MHz		4Vpp	≤200MHz		3Vpp	
	≤400MHz		2.5Vpp				
	≤500MHz		1.5Vpp				
Amplitude accuracy	(1kHz sine wave with 0V offset, >10mVpp)						
	±(1% of set amplitude+1mVpp)						
DC offset ranges	DC output range: peak value AC + DC -5Vpp~5Vpp(50Ω); -10Vpp~10Vpp(High Z)						
DC offset accuracy	±1% of offset set value ± 0.5% of amplitude set value ±2mV						
Interface							
Standard configuration	USB Host, USB Device, LAN						
Output resistance	50Ω						

General Characteristics	
Power	100-240V AC, 50Hz/60Hz; 100-120Vrms ($\pm 10\%$), 400 Hz
Display	10.1 inch TFT capacitive touchscreen with 1280x800 resolution
Product size(W×H×D)	370mmx115mmx185mm
Product net weight	4.04kg
Standard quantity per carton	1pc
Standard carton size	500mmx305mmx315mm
Standard carton gross weight	6.06kg

Ordering Information	
UTG9000T Series	UTG9604T:600MHz, 2.5GSa/s, 64Mpts, 4-Channel
	UTG9504T:500MHz, 2.5GSa/s, 64Mpts, 4-Channel
	UTG9354T:350MHz, 2.5GSa/s, 64Mpts, 4-Channel
Standard Accessories	Power cord conforming to the standard of the destination country
	UT-D14:USB interface cable
	BNC cables (1m):4pcs

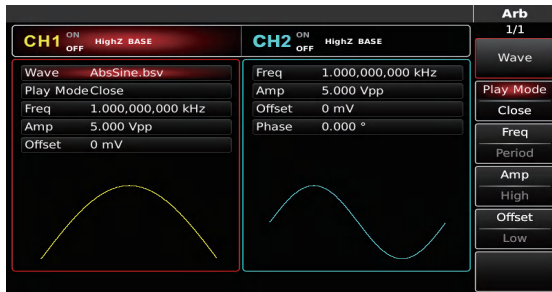
UTG4000A Series



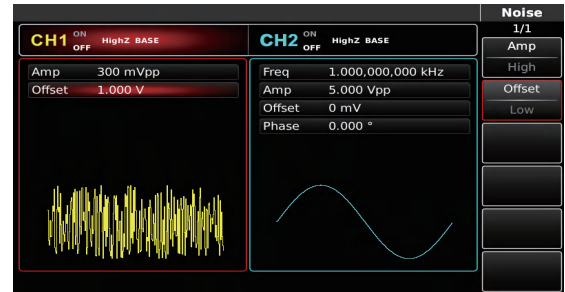
The UTG4000A Series waveform generators boast a multi-function design, making them well-suited for diverse application scenarios. With features such as Function Generation, Arbitrary Waveform Generation, Pulse Generation, Harmonic Generation, Analog/Digital Modulation source, and a frequency counter, the UTG4000A series is capable of handling a wide range of signal emulation applications—from near DC up to 80MHz or even 200MHz, depending on the model and function. Utilizing Direct Digital Synthesizer (DDS) technology, the UTG4000A series ensures the delivery of stable, precise, and low-distortion signals. The sleek, upright design is complemented by a high-resolution 8-inch display screen. Additionally, the user-friendly interface design and panel layout contribute to improved efficiency.

- 80MHz/120MHz/160MHz/200MHz sine waveform output, 1μHz full-band resolution
- 30MHz/40MHz/50MHz pulse waveform, adjustable rise/fall time
- 500MSa/s sampling rate, 16 bits vertical resolution
- Standard dual channels, supporting stand-alone or channel-coupling output mode

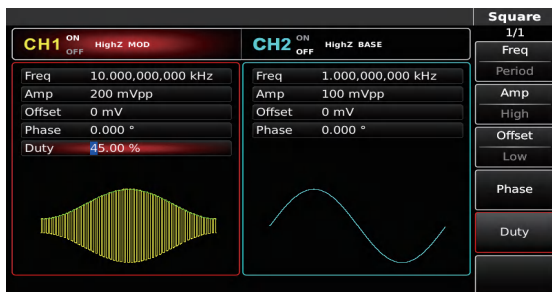
- 32Mpts arbitrary waveform depth, 7GB non-volatile arbitrary waveforms
- Versatile modulation options: AM, FM, PM, ASK, FSK, PSK, BPSK, QPSK, OSK, PWM, SUM, QAM
- Frequency cymometer range: 100mHz~800MHz
- 8 inch TFT LCD,WVGA (800×480)
- Standard Ports: USB Host, USB Device, LAN, 10MHz Input, 10MHz Output, Frequency Counter, FSK Trig, Modulation In



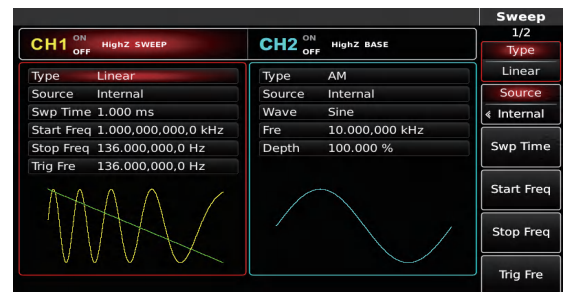
● Built-in arbitrary waveform available at any time



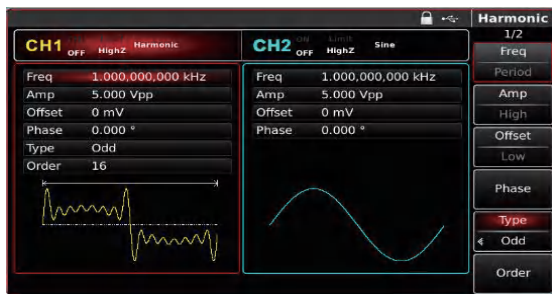
● Noise modes



● Rich modulation functions



● Linear and logarithmic sweep waveform



● Customize harmonic generation function

Key Specifications	UTG4082A	UTG4122A	UTG4162A	UTG4202A
Max. frequency	80MHz	120MHz	160MHz	200MHz
Channels	2			
Sampling rate	500MSa/s			
Waveforms	Sine,square,ramp,harmonic,pulse,noise,DC voltage,arbitrary			
Working modes	Continuous, modulation, sweep, burst			
Modulation types	AM,FM,PM,ASK,FSK,PSK,BPSK,QPSK,OSK,PWM,SUM,QAM			
Frequency Characteristics				
Sine	1μHz-80MHz	1μHz-120MHz	1μHz-160MHz	1μHz-200MHz
Square/Pulse	1μHz-30MHz	1μHz-40MHz	1μHz-50MHz	1μHz-60MHz
Ramp	1μHz-2MHz	1μHz-3MHz	1μHz-4MHz	1μHz-5MHz
Harmonic	1μHz-40MHz	1μHz-60MHz	1μHz-80MHz	1μHz-100MHz
Noise(-3dB)	80MHz	120MHz	160MHz	200MHz
Resolution	1μHz			
Arbitrary Waveform				
Frequency range	1μHz-20MHz	1μHz-30MHz	1μHz-40MHz	1μHz-50MHz
Memory depth	8pts-32Mpts	8pts-32Mpts	8pts-32Mpts	8pts-32Mpts
Vertical resolution	16bits			
Min rise/fall time (typical: 1Vpp)	<7ns	<6ns	<5ns	<5ns
Power	100V~240V AC, 50Hz/60Hz			
Display	8 inch TFT LCD, WVGA(800 x 480)			
Product net weight	3.5kg			
Product size(W×H×D)	336mm x 164mm x 108mm			
Standard quantity per carton	1pc			
Standard carton size	405mm x 225mm x 265mm			
Standard carton gross weight	4.8kg			

Ordering Information	
UTG4000A Series	UTG4162A: 160MHz, 500MSa/s, 32Mpts, 2-Channel
	UTG4122A: 120MHz, 500MSa/s, 32Mpts, 2-Channel
	UTG4082A: 80MHz, 500MSa/s, 32Mpts, 2-Channel
	UTG4202A: 200MHz, 500MSa/s, 32Mpts, 2-Channel
Standard Accessories	Power cord conforming to the standard of the destination country
	UT-D14: USB interface cable
	BNC cables(1M): 1 pair

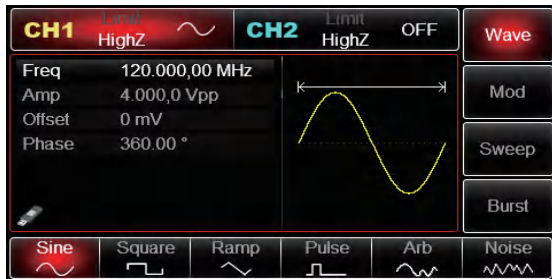
UTG2000A/B Series



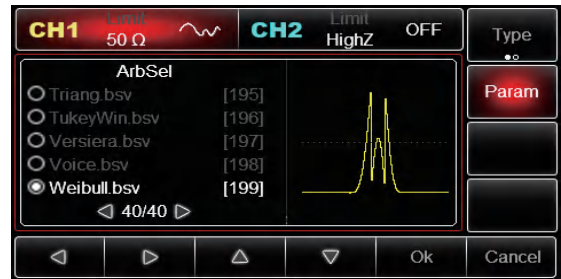
The UTG2000B Series waveform generators offer high precision, stability, purity, and low-distortion signals. They deliver high-frequency square waves with rapid rise and fall edges. Users can enhance their working efficiency by utilizing these multifunctional instruments, thanks to the intuitive operation interface and graphical display design.

- 60MHz/80MHz/120MHz sine waveform output, 1μHz full-band resolution
- 1.28GSa/s sampling rate, 16 bits vertical resolution
- Unique expression output function
- Standard dual channels, supporting stand-alone or channel-coupling output mode

- 16Mpts arbitrary waveform depth
- Versatile modulation options: AM, FM, PM, PWM, ASK, FSK, PSK, BPSK, QPSK, OSK, DSB-AM, SUM, QAM
- 4.3 inch TFT LCD, WVGA (800×480)
- Standard Ports: USB Host, USB Device, LAN



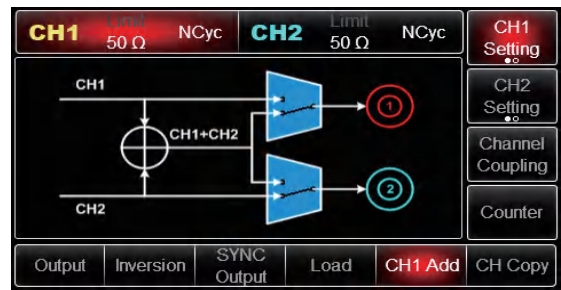
- 120MHz sine waveform output, double channels multiple waveforms selection



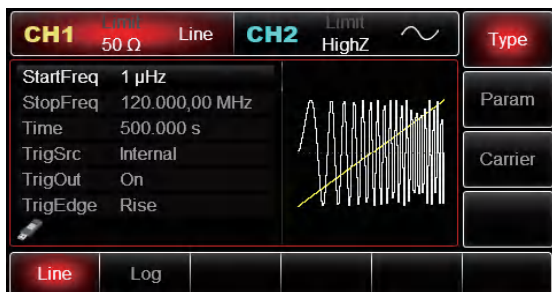
- Built-in up to 200 arbitrary waveforms



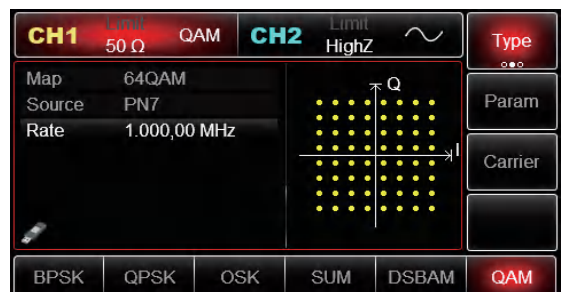
- Built-in 16 types harmonic generators



- Supporting stand-alone or channel-coupling output mode Channel merging and stacking



- Sweep function and burst mode




- Multiple analog and digital modulation functions

Key Specifications	UTG2025A	UTG2062B	UTG2082B	UTG2122B
Max. frequency	25 MHz	60MHz	80 MHz	120MHz
Channels	2			
Sampling rate	125MSa/s	1.28GSa/s(4×Interpolation)		
Waveforms	Sine, square, ramp, pulse, noise, DC, arbitrary; UTG2000B only: harmonic			
Working modes	Continuous, modulation, sweep, burst			
Modulation types	AM, FM, PM, ASK, FSK, PSK, PWM	AM, FM, PM, ASK, FSK, PSK, PWM, BPSK, QPSK, OSK, DSB-AM, SUM, QAM		
Arbitrary Waveform				
Memory depth	8pts~8kpts	8pts~16Mpts		
Vertical resolution	14bits	16bits(symbol included)		
Frequency Characteristics				
Sine	1μHz~25MHz	1μHz~60MHz	1μHz~80MHz	1μHz~120MHz
Square	1μHz~5MHz	1μHz~25MHz	1μHz~25MHz	1μHz~30MHz
Pulse	1μHz~5MHz	1μHz~20MHz	1μHz~25MHz	1μHz~30MHz
Ramp	1μHz~400kHz	1μHz~3MHz	1μHz~4MHz	1μHz~5MHz
Harmonic		1μHz~30MHz	1μHz~40MHz	1μHz~60MHz
Arbitrary	1μHz~5MHz	1μHz~15MHz	1μHz~20MHz	1μHz~25MHz
Noise	25MHz(-3dB)	60MHz(-3dB)	80MHz(-3dB)	120MHz(-3dB)
Resolution	1μHz			
Accuracy	±0.5ppm 25 °C			
	First year aging rate: 1ppm			
	Temperature coefficient: ±0.5ppm/ °C			
Temperature Coefficient	< 2ppm/°C			
Interfaces	USB Host, USB Device, 10MHz clock source input/output, External analog modulation input			
Power	100V~240V AC, 50Hz/60Hz			
Display	4.3 inch TFT LCD, WVGA(480 x 272)			
Product net weight	3.2kg			
Product size	265mm x 110mm x 320mm			
Standard quantity per carton	2pcs			
Standard carton size	380mm x 330mm x 320mm			
Standard carton gross weight	8.5kg			

Ordering Information	
UTG2000A/B Series	UTG2122B:120MHz, 1.28GSa/s, 16Mpts, 2-Channel
	UTG2082B:80MHz, 1.28GSa/s, 16Mpts, 2-Channel
	UTG2062B:60MHz, 1.28GSa/s, 16Mpts, 2-Channel
	UTG2025A:25MHz, 125MSa/s, 8Kpts, 2-Channel
Standard Accessories	Power cord conforming to the standard of the destination country
	UT-D14:USB interface cable
	BNC cables:1pc,BNC to alligator clip line(1m):1pc



UTG1000X Series



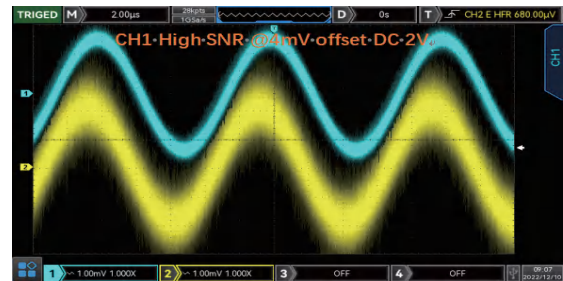
- Dual-channel equivalent performance Maximum output frequency 40 MHz, maximum output amplitude 20 Vpp
- 200MSa/s sampling rate, 16-bit vertical resolution
- The maximum frequency of square wave is 10MHz, and low jitter
- Rich analog and digital modulation function: AM, FM, PM, FSK, ASK, PSK and PWM
- Standard USB Host, USB Device interface

The UTG1000X utilizes direct digital synthesis technology, ensuring the generation of precise and stable waveforms with a resolution as fine as 1μHz. This economical, high-performance, and multi-functional/arbitrary waveform generator produces accurate, stable, clean, and low-distortion output signals. It is designed for convenient operation, offering superior technical indicators and a user-friendly graphic display, making it a versatile tool that meets the needs of learning and testing while enhancing work efficiency.

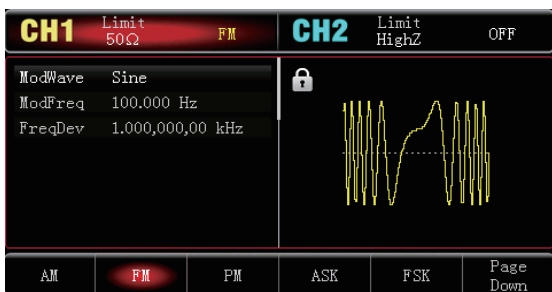
- Support sweep frequency and pulse train output
- Built-in power amplifier module, the maximum output power is 4W (-PA model only)
- Arbitrary waveform can be generated by PC software
- 7-bit hardware frequency counter function
- Built-in 200 arbitrary waveforms
- 4.3 inch TFT LCD display



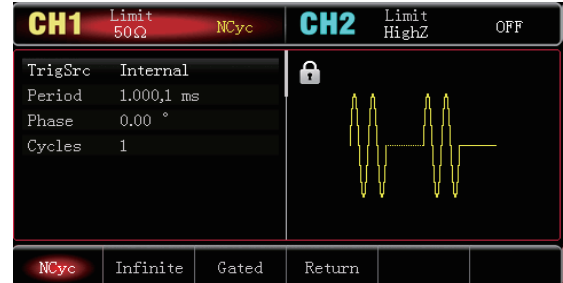
- Excellent digital sampling technology makes the output waveform jitter lower.



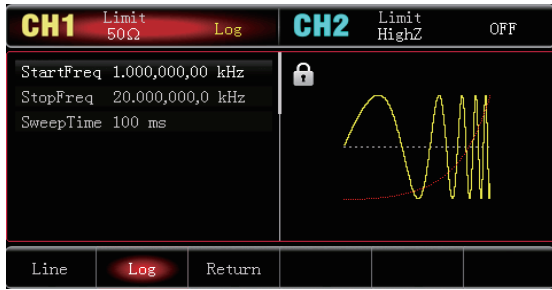
- Set small signal to superimpose large DC, UTG1000X has lower output noise and higher signal-to-noise ratio.



- Support AM, FM, PM, FSK, ASK, PSK and PWM multiple analog and digital modulation methods.



- Supports three pulse modes of "N cycle", "infinite" and "gated". "Internal" and "External" two modulation signal sources.



- Support "linear" and "logarithmic" two frequency sweep methods.



- High-precision frequency meter, which can measure the frequency range of 100mHz-200MHz.

Key Specifications	UTG1022X	UTG1022X-PA	UTG1042X
Max. frequency	20MHz	20MHz	40MHz
Channels	2		
Vertical resolution	16bits		
Sampling rate	150MSa/s		
Arbitrary wave length	2kpts		
Working mode	Continue, modulation, frequency sweep		
Continue	Sine, Square, Ramp, Pulse, Noise, DC, Arb		
Modulation types	AM, PM, FM, ASK, PSK, FSK, PWM		
Frequency sweep types	Linear, logarithmic		
Hardware frequency counter	100mHz-200MHz		
Frequency Characteristics			
Sine wave	1μHz ~ 20MHz	1μHz ~ 20MHz	1μHz~40MHz
Square wave	1μHz ~ 5MHz	1μHz ~ 5MHz	1μHz~10MHz
Pulse wave	1μHz ~ 5MHz	1μHz ~ 5MHz	1μHz ~10MHz
Ramp wave	1μHz ~ 400kHz	1μHz ~ 400kHz	1μHz ~ 1MHz
Noise	35MHz bandwidth (- 3dB)(typical value)	35MHz bandwidth (- 3dB)(typical value)	35MHz bandwidth (- 3dB)(typical value)
Frequency resolution	1μHz		
Rise/fall time	1 Vpp, 50Ω load		
	< 20ns	< 20ns	< 20ns
Output Characteristics			
Output amplitude(50Ω)	≤20MHz		1mVpp~10Vpp
	≤35MHz		1mVpp~5Vpp
Amplitude accuracy	(1kHz sine wave with 0V offset, >10mVpp) ± (3% of set amplitude+1mVpp)		
DC offset range	±5V (50Ω) ; ±10V (High Z)		
DC offset accuracy	± (3%+2mV)		
Interface			
Standard configuration	USB Host、USB Device、PowerOut (BNC)		
Output resistance	50Ω		
Power	100~240V AC, 50Hz/60Hz; 100~120Vrms(±10%), 400 Hz		
Display	4.3 inch TFT LCD WVGA(480×277)		
Product size(W×H×D)	215mm*103mm*316mm		
Product net weight	2.2kg		
Ordering Information			
UTG1000XSeries	UTG1042X:40MHz, 150MSa/s, 2kpts, 2-Channel		
	UTG1022X:20MHz, 150MSa/s, 2kpts, 2-Channel		
	UTG1022X-PA:20MHz, 150MSa/s, 2kpts, 2-Channel, Power Module		
Standard Accessories	Power cord conforming to the standard of the destination country		
	UT-D14:USB interface cable		
	BNC cables(1m):2pcs		

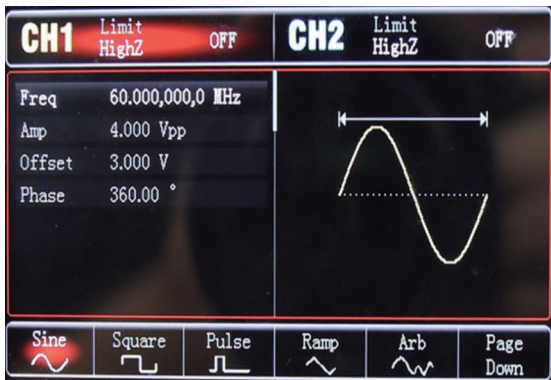
UTG900E Series



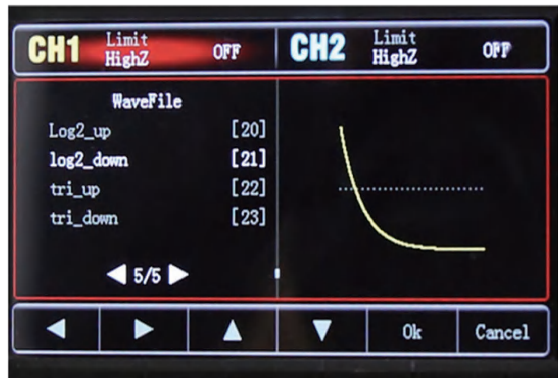
The UTG900E Series is an entry-level handheld arbitrary waveform generator that combines high performance with multifunctionality. Featuring a compact design, a 4.3-inch TFT LCD, and a user-friendly interface, this model is well-suited for a range of test scenarios, making your testing tasks more straightforward. Utilizing direct digital synthesis technology, it ensures accurate and stable waveform generation. With a remarkable full-band resolution of up to 1μHz, this generator offers precision in waveform creation.

- 30MHz/60MHz sine waveform output, 1μHz full-band resolution
- 200MSa/s sampling rate, 14 bits vertical resolution, double channels
- Portable handheld mini signal generator

- High-accuracy, broad-band 7 bit frequency counter, range: 100mHz~100MHz
- Linear and logarithmic sweep functions
- 24 types of non-volatile waveform stores
- 4.3 inch high resolution color TFT display



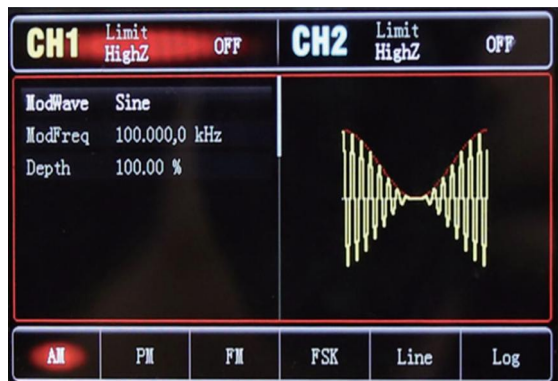
- Standard 2 Channels, multiple waveform signals
Maximum output frequency 60MHz, dual channel, multiple waveform signals: sine wave, square, ramp, pulse, noise, DC, arbitrary waveform



- Built-in 24 arbitrary waveforms
24 kinds of non-volatile digital arbitrary waveform storage



- Sweep function
Scan type: linear and logarithmic,
test scan from low to high, and scan output from high to low




- Modulation function
Easy-to-use modulation types: AM, FM, PM, FSK

Key Specifications	UTG932E	UTG962E
Max. frequency	30MHz	60MHz
Channels	2	
Sampling rate	200MSa/s	
Vertical resolution	14 bits	
Waveforms	Sine, square, pulse, ramp, noise, DC, arbitrary	
Sweep modes	Logarithmic, linear	
Frequency Characteristics		
Sine	1μHz-30MHz	1μHz-60MHz
Square	1μHz-15MHz	1μHz-20MHz
Ramp	1μHz-400kHz	1μHz-400kHz
Pulse	1μHz-15MHz	1μHz-20MHz
Arbitrary	1μHz-10MHz	1μHz-10MHz
Resolution	1μHz	
Accuracy	Within 90 days ± 50ppm	
	Within 1 year ± 100ppm	
	18°C-28°C	
Output Characteristics		
Impedance	50Ω	
Amplitude range	1mVpp-10Vpp (50Ω); 2mVpp-20Vpp (high Z)	
DC offset range (AC+DC)	±5V (50Ω); ±10V (high Z)	
Amplitude resolution	1mV	
Power	100-240VAC, 50Hz/60Hz	
Display	4.3 inch TFT LCD (480×272)	
Product net weight	0.33kg	
Product size (W×H×D)	172mm x 90mm x 68mm	
Standard quantity per carton	4pcs	
Standard carton size	435mm x 360mm x 125mm	
Standard carton gross weight	3.8kg	





Ordering Information	
UTG900E Series	UTG962E: 60MHz, 200MSa/s, 2-Channel
	UTG932E: 30MHz, 200MSa/s, 2-Channel
Standard Accessories	Power cord conforming to the standard of the destination country
	UT-D14: USB interface cable
	BNC cables: 1pc, BNC to alligator clip line (1M): 1pc
	Power adapter

Spectrum Analyzers Selction Guide

Series	Model	Frequency Range	Frequency Resolution	RBW	Phase Noise	DANL	Tracking Source
 UTS3000B	UTS3084T	9 kHz-8.4 GHz	1 Hz	1Hz-3 MHz	<-98 dBc/Hz (Typical value)@10kHz	<-161 dBm	Yes
	UTS3084B	9 kHz-8.4 GHz	1 Hz	1Hz-3 MHz	<-98 dBc/Hz (Typical value)@10kHz	<-161 dBm	No
	UTS3036B	9 kHz-3.6 GHz	1 Hz	1Hz-3 MHz	<-98 dBc/Hz (Typical value) @10kHz	<-161 dBm	Optional
	UTS3021B	9 kHz-2.1 GHz	1 Hz	1Hz-3 MHz	<-98 dBc/Hz (Typical value) @10kHz	<-161 dBm	Optional
 UTS1000B	UTS1032B	9 kHz-3.2 GHz	1 Hz	1 Hz-1 MHz	<-98 dBc/Hz (Typical value)@10kHz	<-161dBm	No
	UTS1015B	9 kHz-1.5 GHz	1 Hz	1 Hz-1 MHz	<-98 dBc/Hz (Typical value)@10kHz	<-161dBm	No
	UTS1015T	9 kHz-1.5 GHz	1 Hz	1 Hz-1 MHz	<-98 dBc/Hz (Typical value)@10kHz	<-161dBm	Yes
	UTS1032T	9 kHz-3.2 GHz	1 Hz	1 Hz-1 MHz	<-98 dBc/Hz (Typical value)@10kHz	<-161dBm	Yes
 UTS5000A	UTS5013A	10Hz-13.6 GHz	2Hz	1 Hz-8 MHz	<-108 dBc/Hz (Typical value)@10kHz	<-163dBm	No
	UTS5026A	10Hz-26.5 GHz	2Hz	1 Hz-8 MHz	<-108 dBc/Hz (Typical value)@10kHz	<-163dBm	No

Spectrum Analyzers

Spectrum Analyzers Accessories

Model	Picture	Information	Certification	Series
UTS-CK01		Spectrum Utility Kit: include NSMAJ-NJ-0.7M DC-6G Cable x1, NJ-NJ-0.7M DC-6G Cable x1, SMA-N-KJ-T DC-6GHz Adapter x2, N-BNC-JK DC-4GHz Adapter x2, 2400MHz-2500MHz Antenna x2, 824-960MHz/1710-1990MHz x2	ROW	UTS3000B;UTS1000B
UTS-CK02		2.92J RF cable (UT-W03-40GHz)x1, 2.92-KKG double female adaptor(UT-C04-40GHz)x2, SMA-N-KJG adaptor (UT-C03-18GHz)x1, Kit pouch(UT-CK02)x1	ROW	UTS5000A
UTS-EMI01		Frequency range: 30MHz ~ 3GHz;include 3 Pcs magnetic field near-field probes and 1 Pcs electric field near field probe; 1 Pcs N-SMA cable, 1 Pcs N-BNC	ROW	UTS5000A;UTS3000B;UTS1000B
BAG-B3		Soft carrying bag for UTS1000B and UTS3000B Series Spectrum Analyzers	ROW	UTS3000B;UTS1000B

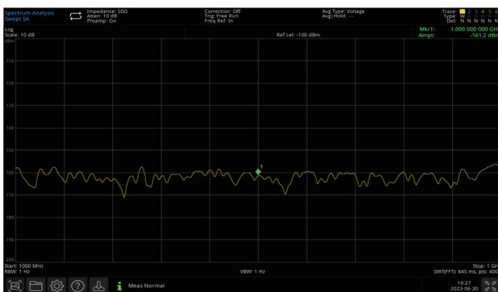
NEW

UTS5000A Series

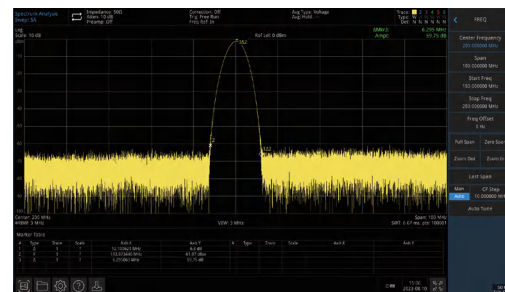


The UTS5000A series is a signal analyzer with a frequency range of 9 kHz to 26.5 GHz. It can be used as the main equipment required to build an automatic control system. It can also meet your needs in the test systems required for corporate R&D/factory production/education and scientific research, etc.

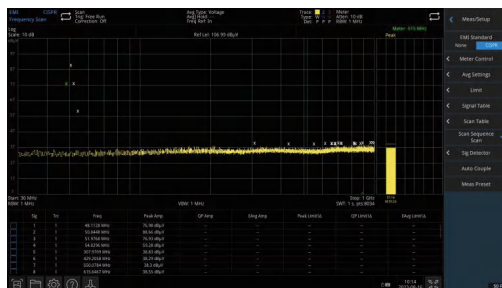
- Frequency range 9Hz to 26.5 GHz
- DANL: -163 dBm/Hz (typical value)
- Phase noise: <math><-107\text{ dBc/Hz}</math> (at 10 kHz offset, typical)
- Scan points up to 100001 points
- Support I/Q Analysis (option)
- Support Real-time Spectrum Analysis (option)
- Minimum Resolution Bandwidth (RBW) 1 Hz
- Support Advanced measurement kit (option)
- Support EMI Analysis (option)
- Support Analog Demodulation Measurement (option)
- Support Vector Signal Analysis (option)
- Configuration 15.6 inches 1920x1080 high-definition thin film transistor LCD display



- Excellent sensitivity to test weaker signals



- Excellent selectivity. Scan 100001 points



- EMI pre-compliance



- Removable dust mesh

Key Specifications	UTS5013A	UTS5026A
Frequency range	9Hz-13.6 GHz	9Hz-26.5 GHz
Frequency resolution	1Hz	
Scan width range	0Hz, 9Hz-13.6GHz	0Hz, 9Hz-26.5GHz
Scan accuracy	Swept mode: $\pm[0.25\% \times \text{span} + \text{horizontal resolution}]$	
	FFT mode $\pm[0.10\% \times \text{span} + \text{horizontal resolution}]$	
Sweep time	Span = 0 Hz, 1 μ s to 4000 s; Span \geq 10 Hz, 1 ms to 4000 s	
Marker mode	Normal, Delta Δ , Fixed	
Marker function	Marker Noise, Band Power, Band Density, N dB, Counter	
RBW (-3 dB)	1 Hz-3MHz(10% step), 4, 5, 6, 8MHz	
Video bandwidth (VBW)	1 Hz-3MHz(10% step), 4, 5, 6, 8MHz	
Selectivity (-60 dB/-3 dB)	<4.1:(Nominal) -60dB:-3dB	
Reference level	-170 dBm to +30 dBm, 0.01 dB Steps	
Preamplifier	+20 dBm nominal	
Input attenuator range	0 to 50 dB, 2 dB Steps	
Trace detectors	Normal, peak, sample, negative peak, log power average, RMS average, and voltage average	
Trace type	Clear/Write, Average, Max Hold, Min Hold	
Scale units	dBm, dBmV, dB μ V, V, W	
Sweep (trace) point range	11 to 100001	
Advanced Measurement	Power Suite Measurement, Nonlinear Measurement, Spectrum Monitoring	
Modulation Analysis	Demodulation, AM Measurement, FM Measurement	
Vector signal analysis	ASK(2 ASK); FSK: 2 FSK, 4 FSK, 8 FSK, 16 FSK; MSK(GMSK); PSK: BPSK, QPSK, OQPSK, 8PSK; DPSK: DBPSK, DQPSK, D8PSK, $\pi/4$ -DQPSK, $\pi/8$ -D8PSK; QAM: 16, 32, 64, 128, 256	
I/O Analyzer analysis bandwidth	Standard: 9 kHz to 25 MHz; Option B40: 9 kHz to 40 MHz	
Real-time analysis bandwidth	25 MHz; 40 MHz	
Interface	RF input, 10MHz reference IN, 10MHz reference OUT, External trigger input, HDMI, USB-Host, USB-Device, LAN	
Power	100-240V AC(\pm 10%), 50Hz/60Hz	
Display	15.6" TFT LCD (1920x1080) touch	
Product size(W×H×D)	445mm×311mm×195mm	
Product net weight	11kg	
Standard quantity per carton	1pc	

Ordering Information	
UTS5000A Series	UTS5026A: 26.5 GHz, 1Hz-8 MHz, -163 dBm/Hz
	UTS5013A: 13.6 GHz, 1Hz-8 MHz, -163 dBm/Hz
Standard Accessories	Power cord conforming to the standard of the destination country ×1
	USB cable ×1

Ordering Information

Optional Accessories	UT-CK02: accessories kit
	UTS-EMI01: Near-field probes kit
	UTS5000A-AMK: Advanced measurement kit
	UTS5000A-EMI: EMI measurement option
	UTS5000A-AMA: Analog demodulation measurement option
	UTS5000A-VSA: Digital demodulation analysis option
	UTS5000A-IQ: I/Q Analysis
	UTS5000A-RTA: Real-time Spectrum Analysis

UTS3000B Series



- Frequency measurement range: 9 kHz~2.1GHz, 9 kHz~3.6 GHz, 9 kHz~8.4 GHz
- Display average noise level can be as low as -161 dBm/Hz (typical value)
- Phase noise <-98 dBc (Offset 10 kHz, typical value)
- Full amplitude accuracy <0.7 dB
- Up to 40001 scanning points
- Minimum resolution bandwidth (RBW) 1 Hz
- Advanced function one key measurement (optional)
- EMI Pre-compliance analysis function (optional)
- Support analog demodulation analysis (optional)
- Support digital demodulation analysis (optional)
- Support tracking source output function (optional)
- 10.1 inch 1280 × 800 HD capacitive touch screen
- Provide USB/LAN interface, support SCPI protocol

The UTS3000B Series spectrum analyzer consists of four models: UTS3084T, UTS3084B, UTS3036B and UTS3021B, covering frequency bands from 9kHz to 8.4GHz 9kHz to 3.6GHz and 9kHz to 2.1GHz, respectively. Additionally, it offers an optional tracking source. This spectrum analyzer boasts wide frequency band coverage and superior performance, utilizing advanced all-digital IF technology with a resolution bandwidth ranging from 1Hz to 3MHz. Equipped with a 10.1-inch large touch screen, the UTS3000B series enhances user experience. With 40001 scanning points and a variety of analysis functions, it provides robust support for your analytical tasks. The compact design, multiple ports, general protocol support, and optional tracking source contribute to its versatility, facilitating automation and remote control. The UTS3000B series finds ideal applications across various fields, including communications, semiconductors, computers, aerospace, national defense, instrumentation, industrial electronics, consumer electronics, automotive electronics, on-site maintenance, and R&D/education, among others.



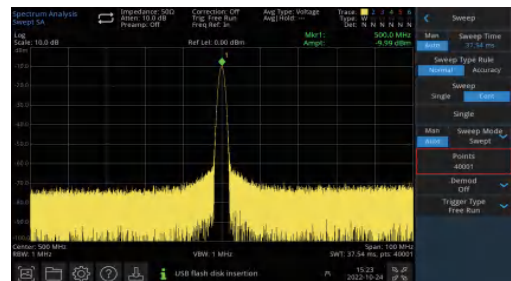
- Multi touch HD screen for quick operation



- Excellent sensitivity to test weaker signals



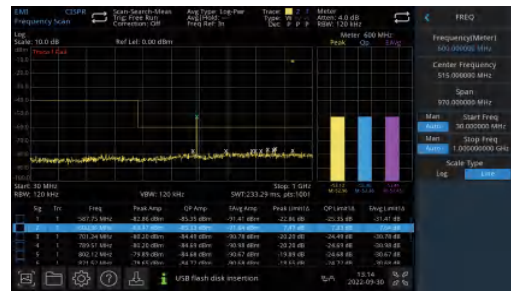
- Removable dust mesh



- Scan 40001 points



● Excellent selectivity



● EMI pre-compliance

Key Specifications		UTS3021B	UTS3036B	UTS3084B	UTS3084T
Frequency range		9 kHz-2.1 GHz	9 kHz-3.6 GHz	9 kHz-8.4 GHz	9 kHz-8.4 GHz
Frequency resolution		1Hz			
Sweep width range		0Hz, 100Hz-2.1GHz	0Hz, 100Hz-3.6GHz	0Hz, 100Hz-8.4GHz	0Hz, 100Hz-8.4GHz
Sweep accuracy		Swept $\pm[0.25\% * \text{Span} + \text{Span} / (\text{Points} - 1)]$; FFT $\pm[0.10\% * \text{Span} + \text{Span} / (\text{Points} - 1)]$			
Sweep time		1 ms to 4000 s (span \neq 0) 1 μ s to 4000 s (span = 0)			
Sweep mode		Swept, FFT			
Marker mode		Normal, Delta Δ , Fixed			
Marker function		Marker Noise, Band Power, Band Density, NdB, Counter			
RBW (-3 dB)		1 Hz-3 MHz, 1-3-10 steps			
Video bandwidth (VBW)		1 Hz-3 MHz, 1-3-10 steps			
Selectivity (-60 dB/-3 dB)		<4.8:1 (nominal) (-60dB/-3dB)			
Bandwidth accuracy (-3dB)		< 5% (nominal)			
Reference level		-100 dBm ~ +30 dBm, Steps 1 dB			
Preamp		20 dB, Nominal, 9 kHz to 2.1 GHz (3.6 GHz- 8.4 GHz)			
Input attenuator range		0-51 dB, 1 dB Steps			
Maximum input DC voltage		50 V DC max			
Maximum continuous wave RF power		$\leq +33$ dBm 3 minute, Input attenuation >20 dB			
Display log scale		1 dB to 200 dB			
Display linear scale		0 ~Reference level			
Scale units		dBm, dBmV, dBuV, V, W			
Sweep (trace) point range		40001			
Number of traces		6			
Detection mode		Sample, Peak, Negative, Normal, Average			
Trace Type		Clear/Write, Average, Max Hold, Min Hold			
Frequency response	Preamplifier off	9 kHz to 3.6 GHz: ± 0.6 dB; ± 0.3 dB, Typical; 3.6 GHz to 8.4 GHz: ± 0.8 dB; ± 0.6 dB, Typical			
	Preamplifier on	100 kHz to 3.6 GHz: ± 1.0 dB; ± 0.8 dB, Typical; 3.6 GHz to 8.4 GHz: ± 1.2 dB; ± 1.0 dB, Typical			
RBW switching uncertainty		Relative to 10 kHz RBW logarithmic resolution ± 0.2 dB, linear resolution ± 0.01 , Nominal			
Input attenuation switching uncertainty		± 0.5 dB (20 ~30 C, fc=50 MHz, Preamp Off, Relative to 20 dB, attenuation, Input attenuation 1-51 dB)			
Absolute amplitude accuracy	Preamplifier off	± 0.4 dB, Input signal level -20dBm (20 C ~30 C, fc=50 MHz, RBW=1 kHz, VBW=1 kHz, peak detector, attenuation input 20 dB)			
	Preamplifier on	± 0.5 dB, Input signal level -40dBm (20 C ~30 C, fc=50 MHz, RBW=1 kHz, VBW=1 kHz, peak detector, attenuation input 20 dB)			
Total absolute amplitude accuracy		$\pm(0.4 \text{ dB} + \text{frequency response})$ (20 C ~30 C, Fc>100 kHz, Input signal level -50 dBm-0 dBm, RBW=1 kHz, VBW=1 kHz, Peak detection, Input attenuation 20dB, Preamplifier off, 95% Confidence)			

Key Specifications		UTS3021B	UTS3036B	UTS3084B	UTS3084T
Input voltage standing wave ratio (VSWR)		<1.8 dB, (nominal)			
Tracking source	Frequency range	10MHz-2.1 GHz (Optional)	10MHz-3.6 GHz (Optional)	no	100 kHz-6 GHz
	Output level range	-40 dBm-0 dBm			
	Resolution	0.5 dB			
	Flatness output	±3 dB			
Interface		Trace source output, 10MHz reference input, 10MHz reference output, Ext Trigger, HDMI, USB host, USB device, LAN			
Power		100-240V AC, 50Hz/60Hz			
Display		10.1" TFT LCD (1280x800) touch			
Product size (W×H×D)		378 mm×218 mm×120 mm			
Product net weight		4.55kg			
Standard quantity per carton		1pc			

Ordering Information	
UTS3000B Series	UTS3084T: 8.4 GHz, 1Hz-3 MHz, -161 dBm/Hz, with built-in Tracking generator
	UTS3084B: 8.4 GHz, 1Hz-3 MHz, -161 dBm/Hz
	UTS3036B: 3.6 GHz, 1Hz-3 MHz, -161 dBm/Hz
	UTS3021B: 2.1 GHz, 1Hz-3 MHz, -161 dBm/Hz
Standard Accessories	Power cord conforming to the standard of the destination country ×1
	USB cable ×1
Optional Accessories	UT-CK01: accessories kit
	UTS-EMI01: Near-field probes kit
Options	UTS3000B-AMK: Advanced measurement kit
	UTS3000B-EMI: EMI measurement option
	UTS3000B-AMA: Analog demodulation measurement option
	UTS3000B-VSA: Digital demodulation analysis option
	UTS3000B-TG: Tracking generator options

UTS1000B Series

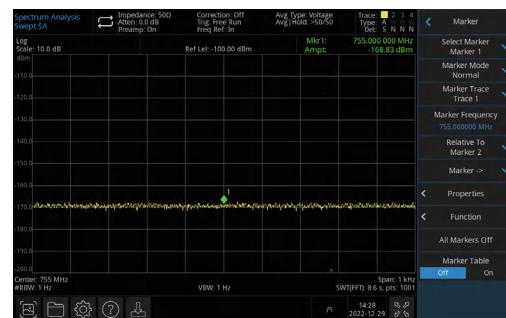


- Frequency range: 9kHz~3.2GHz
- Resolution bandwidth: 1Hz~1MHz
- Tracking source: 100kHz~3.2GHz
- DANL: -161dBm
- Phase noise: $-98\text{dBc}/\text{Hz}$ (1GHz, typ.)
- Number of scanning points displayed: 10001
- Analysis functions: EMI analysis, advanced measurement, analog demodulation analysis, digital demodulation analysis
- Display: 10.1 inch TFT LCD (1280x800) touch screen
- Interface: HDMI,USB host,USB device,LAN, 3.5mm audio

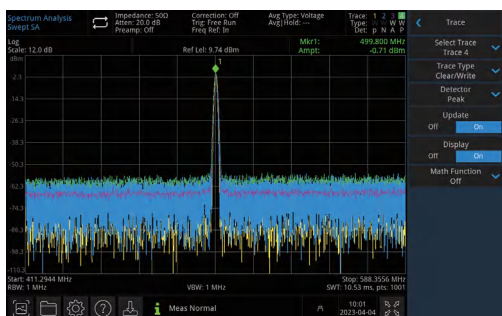
The UTS1000B Series spectrum analyzer consists of four models: UTS1032T,UTS1015T,UTS1032B and UTS1015B, covering frequency bands from 9kHz to 3.2GHz and 9kHz to 1.5GHz, respectively. This series offers broad frequency band coverage and exceptional performance, with resolution bandwidth ranging from 1Hz to 1MHz. Featuring 10001 scanning points, it supports various functions to enhance your analysis tasks. Equipped with a 10.1-inch large touch screen, the UTS1000B series provides an improved user experience. Its compact bench design, multiple ports, and general protocol support enable automation and remote control. Widely applicable in fields such as communication, semiconductor, computer, aerospace, national defense, instrumentation, industrial electronics, consumer electronics, automotive electronics, on-site maintenance, R&D, and education, the UTS1000B series caters to a diverse range of applications.



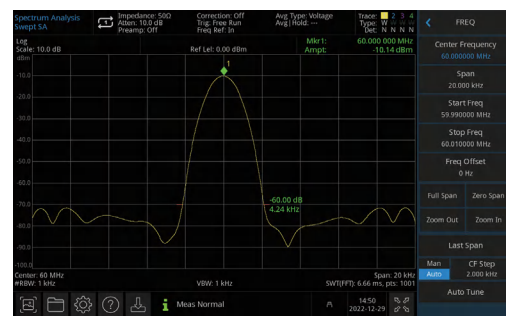
- 4 traces



- DANL -161dBm



- Rich detector functions



- Excellent selectivity

Key Specifications		UTS1015B	UTS1015T	UTS1032B	UTS1032T
Frequency range		9 kHz-1.5 GHz	9 kHz-1.5 GHz	9 kHz-3.2 GHz	9 kHz-3.2 GHz
Frequency resolution		1Hz			
Sweep width range		0Hz,100Hz~1.5GHz	0Hz,100Hz~1.5GHz	0 Hz,100 Hz~3.2GHz	0 Hz,100Hz~3.2GHz
Sweep time		1 ms to 4000 s(span≠ 0);1 μs to 4000 s(span= 0)			
Sweep mode		Swept(1 kHz ~ 1MHz), FFT(1 Hz ~ 30 kHz)			
Marker mode		Normal, Delta Δ, Fixed			
Marker function		Marker Noise , Band Power, Band Density, NdB, Counter			
RBW (-3 dB)		1 Hz-1 MHz, 1-3-10 steps			
Video bandwidth (VBW)		1 Hz-1MHz, 1-3-10 steps			
Selectivity (-60 dB/-3 dB)		<4.8:1 (nominal) (-60dB:-3dB)			
Bandwidth accuracy (-3dB)		< 5% (nominal)			
Reference level		-100 dBm ~ +30 dBm, Steps 1 dB			
Preamp		20 dB, nominal value, 9 kHz-1.5 GHz (3.2G)			
Input attenuator range		0-51dB, 1 dB steps			
Maximum input DC voltage		50 V DC max			
Maximum continuous wave RF power		≤±33 dBm, 3 minute, Input attenuation >20 dB			
Display log scale		1 dB-200 dB			
Display linear scale		0 -Reference level			
Scale units		dBm, dBmV, dBμV, V, W			
Sweep (trace) point range		10001			
Number of traces		4			
Detection mode		Sample, Peak, Negative, Normal, Average			
Trace Type		Clear/Write, Average, Max Hold, Min Hold			
Frequency response	Preamplifier off	±0.6 dB; ±0.3 dB, Typical (20 C ~30 C , 30%-70% relative humidity, Input attenuation 20 dB, be relative to50MHz)			
	Preamplifier on	±1.0 dB; ±0.8 dB, Typical(20 C ~30 C , 30%-70% relative humidity, Input attenuation 20 dB, be relative to50MHz)			
RBW switching uncertainty		Relative to 10 kHz RBW logarithmic resolution ± 0.2 dB, linear resolution ± 0.01, Nominal			
Input attenuation switching uncertainty		±0.5 dB (20 C ~30 C , fc=50 MHz, Preamp Off, Relative to 20 dB attenuation, Input attenuation 1-51 dB)			
Total absolute amplitude accuracy		±(0.4 dB+ Frequency response) (20-30 C ,Fc>100 kHz, Input signal level-50 dBm-0 dBm, RBW=1kHz, VBW=1 kHz, Peak detectors, Input attenuation 20 dB, Preamp Off, 95% confidence)			
Input voltage standing wave ratio (VSWR)		≤1.8, (Nominal)	≤1.8, (Nominal)	≤1.8, (Nominal)	≤1.8, (Nominal)
Tracking source	Frequency range	/	100 kHz-1.5GHz	/	10MHz-3.2 GHz
	Output level range	/	-40 dBm-0 dBm	/	-40 dBm-0 dBm
	Resolution	/	0.5 dB	/	0.5 dB
	Flatness output	/	±3 dB	/	±3 dB
Interface		Trace source output,10MHz reference input, 10MHz reference output,Ext Trigger,HDMI,USB host,USB device,LAN, 3.5mm			
Power		100~240V AC, 50Hz/60Hz			
Display		10.1" TFT LCD (1280x800) touch			
Product size(W×H×D)		368 mm×218 mm×120 mm			
Product net weight		4.5kg			
Standard quantity per carton		1pc			








Ordering Information	
UTS1000B Series	UTS1032T: 3.2GHz, TG, 1Hz~1 MHz, -161 dBm
	UTS1032B: 3.2GHz, 1Hz~1 MHz, -161 dBm
	UTS1015T: 1.5GHz, TG, 1Hz~1 MHz, -161 dBm
	UTS1015B: 1.5GHz, 1Hz~1 MHz, -161 dBm
Standard Accessories	Power cord conforming to the standard of the destination country
	USB cable ×1
Optional Accessories	UT-CK01: accessories kit
	UTS-EMI01: Near-field probes kit
Options	UTS1000B-AMK: Advanced measurement kit
	UTS1000B-EMI: EMI measurement option
	UTS1000B-AMA: Analog demodulation measurement option
	UTS1000B-VSA: Digital demodulation analysis option

DC Power Supplies Selction Guide

Series	Model	Channel	Output Voltage	Output Current	Max Power	Resolution	Name
	UDP3305S	4	0-32V(CH1,CH2) 0-6V(CH3)5V(CH4)	0-5A(CH1,CH2) 0-3A(CH3)2A(CH4)	348W	1mV 1mA	Programmable Linear DC Power Supply
	UDP3305S-E	4	0-32V(CH1,CH2) 0-6V(CH3)5V(CH4)	0-5A(CH1,CH2) 0-3A(CH3)2A(CH4)	348W	10mV1mA	
	UDP3305C	3	0-30V(CH1,CH2) 1.8V/2.5V/3.3V/5V(CH3)	0-5A(CH1,CH2) 3A(CH3)	315W	10mV1mA	
	UDP3303C	3	0-30V(CH1,CH2) 1.8V/2.5V/3.3V/5V(CH3)	0-3A(CH1,CH2) 3A(CH3)	195W	10mV1mA	
	UDP3303A	3	0-30V(CH1,CH2) 1.8V/2.5V/3.3V/5V(CH3)	0-3A(CH1,CH2) 3A(CH3)	195W	10mV1mA	
	UDP1306C	1	0-32V	0-6A	192W	10mV1mA	
	UDP6953B	1	0-150V	0-10A	600W	1mV 0.1mA	Programmable Switching DC Power Supply
	UDP6952B	1	0-60V	0-25A	600W	0.1mV 0.1mA	
	UDP6942B	1	0-60V	0-15A	360W	0.1mV 0.1mA	
	UDP6933B	1	0-150V	0-5A	200W	1mV 0.1mA	
	UDP6932B	1	0-60V	0-10A	200W	0.1mV 0.1mA	
	UDP6922B	1	0-60V	0-5A	100W	0.1mV 0.1mA	
	UDP6731	1	0-80V	0-15A	360W	10mV1mA	Programmable Switching DC Power Supply
	UDP6730	1	0-40V	0-30A	360W	10mV1mA	
	UDP6721	1	0-60V	0-8A	180W	10mV1mA	
	UDP6720	1	0-60V	0-5A	100W	10mV1mA	
	UDP6722	1	0-80V	0-20A	400W	10mV/10mA	
	UTP3305-II	3	0-32V(CH1,CH2) 5V(CH3)	0-5A(CH1,CH2) 3A(CH3)	335W	10mV1mA	Non-Programmable Linear DC Power Supply
	UTP3303-II	3	0-32V(CH1,CH2) 5V(CH3)	0-3A(CH1,CH2) 3A(CH3)	207W	10mV1mA	
	UTP3315TFL-II	1	0-30V	0-5A	160W	10mV1mA	Non-Programmable Linear DC Power Supply
	UTP3313TFL-II	1	0-30V	0-3A	96W	10mV1mA	
	UTP1310	1	0-32V	0-10A	320W	10mV1mA	Non-Programmable Switching DC Power Supply
	UTP1306	1	0-32V	0-6A	192W	10mV1mA	

Power Supplies and DC Loads

DC Power Supplies Accessories

Model	Picture	Information	Certification	DC Power Supplies Series
UT-L0615-00		Double O type terminal 60A/1.5m power supply/electronic load test wire,Length: 1.5m,Wire diameter: 6.8mm,Max current: 60A, Terminal: O type-O type,Color: red and black	ROW	UDP3000S;UDP6700;UDP6900;UDP6722
UT-L0110-BU		Fold insert-U type terminal 10A/1m power supply/electronic load test wire,Length: 1m,Wire diameter: 3.6mm,Max current: 10A, Terminal: Fold insert-U type,Color: red and black	ROW	UDP3000S;UDP6700;UDP6900;UDP6722
UT-L0312-UU		Double U-type terminal 30A/1.2m power supply/electronic load test wire Length: 1.2m,Wire diameter: 5.4mm,Max current: 30A Terminal: double U-type,Color: red and black	ROW	UDP3000S;UDP6700;UDP6900;UDP6722
UT-L0320-UU		Double U-type terminal 30A/2m power supply/electronic load test wire Length: 2m,Wire diameter: 5.4mm,Max current: 30A, Terminal: double U-type,Color: red and black	ROW	UDP3000S;UDP6700;UDP6900;UDP6722
UT-L0110-BB		Double Fold insert 10A/1m power supply/electronic load test wire, Length: 1m,Wire diameter: 3.6mm,Max current: 10A Terminal: Fold insert- Fold insert,Color: red and black	ROW	UDP3000S;UDP6700;UDP6900;UDP6722
UT-L89		970mm/10A alligator clip short test wire,Wire core: 19/20, Wire length: 970mm,Max current: 10A,Color: red and black	ROW	UDP3000S;UDP6700;UDP6900;UDP6722
UTE-L16C		1m/16A alligator clip test wire,Wire diameter: 3.6mm,Length:1m, Rated voltage:220V,Rated current:16A,Color: red and black	ROW	UDP3000S;UDP6700;UDP6900;UDP6722

UDP3000/S Series



The UDP3000S Series stands out as a high-performance programmable linear DC power supply. Boasting a user-friendly LCD interface, impressive performance indicators, a range of analytical functions, and versatile communication interfaces, this series is designed to cater to diverse user testing requirements. Its primary goal is to offer cost-effective DC programmable power supply solutions for applications in teaching, scientific research, industry, and other relevant fields.

- Maximum power up to 348W
- Four channel independent output:
CH1/CH2: 0-30V/5A, CH3: 0-6V/3A, CH4: 5V/2A
- Multiple protection: OCP/OVP/OTP
- Excellent load regulation and line regulation
- Ultra low output ripple and noise
- Support one key serial and parallel output function
- The 4.3 inch TFT display can display three channels and multiple parameters at the same time
- List / delayer function to control voltage and current output as required

- External trigger function to realize industrial automation control
- Provide USB host, USB device, LAN, RS232, digital IO and other interfaces
- With waveform display function, real-time and dynamic display of output voltage / current / power waveform
- Intelligent speed control of fan can effectively reduce fan noise during operation
- Support 10 groups of file storage and transfer out, and support USB FLASH read and write.

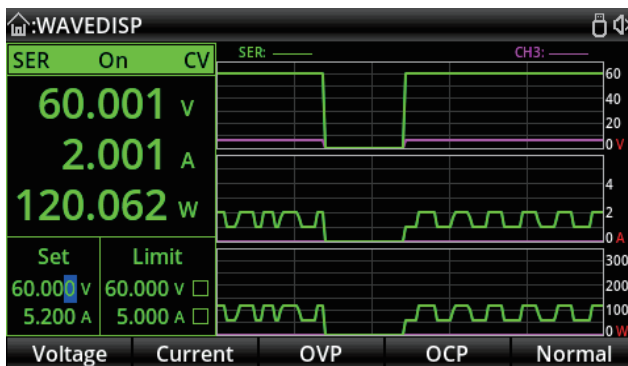
Power Supplies and DC Loads



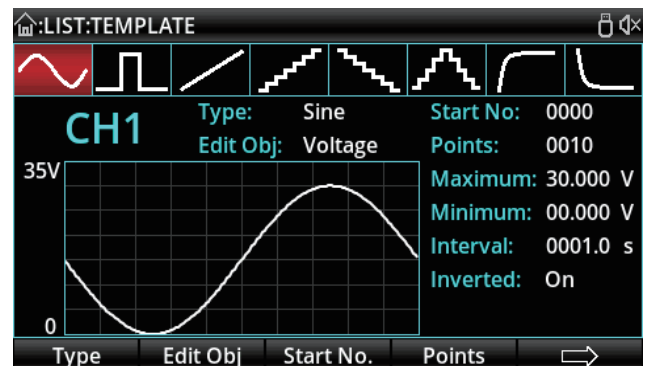
- 4.3 inch LCD provides a human-computer interaction interface with rich functions and simple operation.



- One key series parallel connection provides you with a wider working range of power supply.



- With waveform display function, it can intuitively display the change trend of voltage, current and power.



- Unique list and delayer functions provide convenience for automatic test.

Key Specifications		UDP3303A	UDP3303C	UDP3305C	UDP3305S-E	UDP3305S
Output voltage		0-30V(CH1/CH2);1.8V/2.5V/3.3V/5V(CH3)			0-32V(CH1/CH2);0-6V(CH3); 5V (CH4)	
Output current		0-3A(CH1/CH2);3A(CH3)		0-5A(CH1/CH2);3A(CH3)	0-5A(CH1/CH2);0-3A(CH3); 2A (CH4)	
Output power		195W		315W	348W	
Load regulation	CV	≤0.01%+3mV(≤3A); ≤0.02%+5mV(>3A)			≤0.01%+2mV	
	CC	≤0.2%+3mA			≤0.01%+250μA	
Line regulation	CV	≤0.01%+3mV			≤0.01%+2mV	
	CC	≤0.2%+3mA			≤0.01%+250μA	
Resolution	Voltage	10mV			10mV	1mV
	Current	1mA			1mA	1mA
Programming accuracy	Voltage	≤0.1%+30mV			± (0.3%+20mV)	± (0.03%+10mV)
	Current	<0.5%+2mA			±(0.2%+5mA)	±(0.2%+5mA)
Readback accuracy	Voltage	≤0.1%+30mV			± (0.1%+20mV)	± (0.03%+10mV)
	Current	≤0.5%+2mA			± (0.15%+5mA)	± (0.15%+5mA)
Ripple and noise	Voltage	≤ 1mVrms			<350μVrms/2mVpp(5Hz-1MHz)	
	Current	≤ 3mA rms			≤2mA rms	
Temperature coefficient		≤ 300ppm			Voltage: 0.01%+5mV; Current: 0.01%+2mA	
Parallel load regulation		≤0.01%+3mV(≤3A); ≤0.02%+5mV(>3A)			≤0.01%+2mV	≤0.01%+2mV
Parallel line regulation		≤0.01%+3mV			≤0.01%+2mV	≤0.01%+2mV
Series load regulation		≤300mV			≤300mV	≤300mV
Series line regulation		≤0.01%+5mV			≤0.01%+3mV	≤0.01%+3mV
Standard interfaces		USB Host (5V/2A, charging port only), Digital I/O	USB Host (5V/2A, charging port only), USB Device, RS-232, Digital I/O		USB Host (5V/2A, charging port only), USB Host, USB Device, LAN, RS-232, Digital I/O	
Power		AC 100V/120V/220V/230V±10%, 50Hz/60Hz			AC 100V/120V/220V/230V±10%, 50Hz/60Hz	
Display		EBTN LCD			4.3 inch LCD	
Product net weight		8.5kg			10.2kg	
Product size (W×H×D)		240mm x 151mm x 327mm				
Standard quantity per carton		1pc			1pc	
Standard carton size		425mm x 335mm x 295mm				
Standard carton gross weight		10.5kg				

Ordering Information

UDP3000/S Series	UDP3305S: Programmable Linear DC Power Supply (4-Channel, 30V, 5A)
	UDP3305S-E: Programmable Linear DC Power Supply (4-Channel, 30V, 5A)
	UDP3305C: Programmable Linear DC Power Supply (3-Channel, 30V, 5A)
	UDP3303C: Programmable Linear DC Power Supply (3-Channel, 30V, 3A)
	UDP3303A: Non-Programmable Linear DC Power Supply (3-Channel, 30V, 3A)
Standard Accessories	Power cord conforming to the standard of the destination country
	USB interface cable (programmable models only)
	Alligator clip test line (Only UDP3000)
Optional Accessories	Alligator clip test line (UDP3000S)

UDP1000 Series



The UDP1306C is a programmable linear single-channel DC power supply designed as a foundational power product, catering to users with compact requirements and a demand for high reliability. It excels in minimizing ripple noise, offering a swift transient response, and demonstrating outstanding power supply and load regulation. The device is equipped with robust output capabilities and a comprehensive set of protection functions.

- High precision 4-digit display
- Over voltage/current/temperature protection
- Output voltage/current setting viewable
- Shutdown memory/keyboard lock
- Intelligent cooling fan
- USB charging interface
- USB device communication, RS232 program-controlled communication interface
- Remote control (output ON/OFF)
- 5 sets of setup storage: M1-M5




- Single output 32V/6A and USB charging interface 5V/2A



- 5 sets of setup storage: M1-M5



- Over voltage/current/temperature protection



- With RS-232 and USB communication interface function


Power Supplies and DC Loads

Key Specifications		UDP1306C
Output voltage		0-32V
Output current		0-6A
Output power		192W
Display mode		3-window, 4-digit voltage and current high precision display
Resolution	Voltage	10mV
	Current	1mA
Load regulation	Voltage	<0.01%+5mV
	Current	<0.1%+10mA
Power regulation	Voltage	<0.01%+3mV
	Current	<0.1%+3mA
Programming accuracy (25°C±5°C)	Voltage	<0.5%+20mV
	Current	<0.5%+10mA
Ripple and noise (20Hz-20MHz)	Voltage	≤2mVrms
	Current	≤3mA _{rms}
Temperature coefficient		Current/Voltage: ≤300ppm/°C
Voltage rising/falling time delay		≤100ms(10% rated load)
Standard interfaces		USB Host (5V/2A), USB Device, RS-232
Power		AC 100V/120V/220V/230V±10%, 50Hz/60Hz
Display		EBTN LCD
Product net weight		7.5kg
Product size (W×H×D)		136mm x 194mm x 327mm
Standard quantity per carton		1pc
Standard carton size		505mm x 270mm x 335mm
Standard carton gross weight		9.6kg

Ordering Information	
UDP1300C Series	UDP1306C: Programmable Linear DC Power Supply(1-Channel,32V,6A)
Standard Accessories	International standard power cord
	USB interface cable
	Alligator clip test line
Optional Accessories	RS-232 Communication line



UDP6900 Series



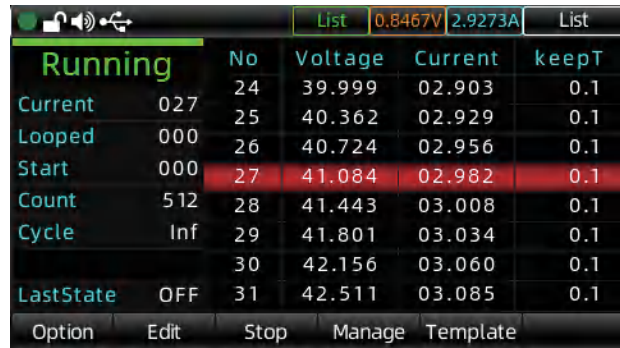
The UDP6900 series are single-channel programmable DC power supplies. This series of power supplies can realize combined output of various voltages and currents under fixed power. A single power supply can meet the test of high-voltage low-current and high-current low-voltage two DUTs, which greatly saves your cost and space. UDP6900 series is equipped with standard RS232, RS485, USB, LAN and analog interfaces, supports SCPI protocol, and is convenient for remote control, industrial PLC control and building an intelligent test platform. Widely used in DC-DC power modules, battery charging and sensors and other testing fields.

- 4.3 TFT true color LCD
- High accuracy and high resolution
- List and delayer
- Can set timing output, time 0.1-99999.9 s
- Intelligent fan control
- Remote compensation function
- Supports front or rear panel output
- RS232, RS485, USB, LAN multiple communication interfaces.

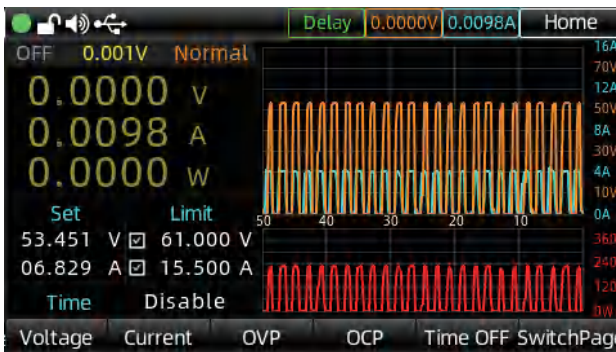
- Support SCPI protocol and Modbus RTU dual protocol
- External Analog Control vs. External Digital Control
- Built-in 4.5-digit digital voltmeter for convenient external measurement
- Multiple protections: over-temperature, over-power protection, over-voltage and over-current protection values can be set
- Support 18x8 group preset saving and recall
- High power factor, small harmonic interference to the power grid
- Waveform display output trend
- LAN interface supports web remote control



● 4.3inch TFT LCD display, display more content



● List function provides 512 steps of automated test steps



● Waveform display can visually show the change trend of voltage, current and power



● Commonly used settings can use the preset function to improve test efficiency

Power Supplies and DC Loads

Programmable Switching Power Supplies

Key Specifications		UDP6922B	UDP632B	UDP6942B	UDP6933B	UDP6952B	UDP6953B
Output voltage		0-60V	0-60V	0-60V	0-150V	0-60V	0-150V
Output current		0-5A	0-10A	0-15A	0-5A	0-25A	0-10A
Output power		100W	200W	360W	200W	600W	600W
Load regulation	CV	≤0.01%+3mV	≤0.01%+10mV	≤0.01%+30mV	≤0.01%+20mV	≤0.01%+30mV	≤0.01%+25mV
	CC	≤0.05%+2mA	≤0.05%+4mA	≤0.05%+6mA	≤0.01%+6mA	≤0.1%+10mA	≤0.05%+10mA
Line regulation	CV	≤0.01%+3mV	≤0.01%+10mV	≤0.01%+30mV	≤0.01%+20mV	≤0.01%+30mV	≤0.01%+25mV
	CC	≤0.05%+2mA	≤0.05%+4mA	≤0.05%+6mA	≤0.01%+6mA	≤0.1%+10mA	≤0.05%+10mA
Readback Resolution	Voltage	0.1mV(<10V) 1mV(>10V)	0.1mV(<10V) 1mV(>10V)	0.1mV(<10V) 1mV(>10V)	1mV(<100V) 10mV(≥100V)	0.1mV(<10V) 1mV(>10V)	1mV(<100V) 10mV(>100V)
	Current	0.1mA	0.1mA	0.1mA(<10A) 1mA(>10A)	0.1mA	0.1mA(<10A) 1mA(>10A)	0.1mA
Programming accuracy	Voltage	≤0.03%+5mV	≤0.03%+5mV	≤0.03%+5mV	≤0.04%+30mV	≤0.03%+5mV	≤0.03%+20mV
	Current	≤0.1%+5mA	≤0.1%+10mA	≤0.1%+15mA	≤0.1%+10mA	≤0.1%+25mA	≤0.1%+25mA
Readback accuracy	Voltage	≤0.03%+5mV	≤0.03%+5mV	≤0.03%+5mV	≤0.04%+30mV	≤0.03%+5mV	≤0.03%+20mV
	Current	≤0.1%+5mA	≤0.1%+10mA	≤0.1%+15mA	≤0.1%+10mA	≤0.1%+25mA	≤0.1%+25mA
Ripple and noise	Voltage	≤5mVp-p	≤8mVp-p	≤15mVp-p	≤30mVp-p	≤20mVp-p	≤50mVp-p
	Current	≤5mArms	≤6mArms	≤8mArms	≤6mArms	≤15mArms	≤15mArms
Temperature coefficient	Voltage	≤50 PPM/ C +30mV	≤50 PPM/ C +30mV	≤50 PPM/ C +30mV	≤50 PPM/ C +30mV	≤50 PPM/ C +30mV	≤50 PPM/ C +30mV
	Current	≤50 PPM/ C +30mA	≤50 PPM/ C +30mA	≤50 PPM/ C +30mA	≤50 PPM/ C +30mA	≤50 PPM/ C +30mA	≤50 PPM/ C +30mA
Standard interfaces		RS232, RS485, Remote compensation, External analog, LAN, USB Device		RS232, RS485, Remote compensation, External analog, LAN, USB Device		RS232, RS485, Remote compensation, External analog, LAN, USB Device	
Power		AC 100V-240V, 47Hz-63Hz		AC 100V-240V, 47Hz-63Hz		AC 100V-240V, 47Hz-63Hz	
Display		4.3-inch TFT LCD		4.3-inch TFT LCD		4.3-inch TFT LCD	
Product net weight		4.0kg		4.0kg		4.5kg	
Product size (W×H×D)		215mm×88mm×373.7mm		215mm×88mm×373.7mm		215mm×88mm×373.7mm	
Standard quantity per carton		1pcs		1pcs		1pcs	

Ordering Information	
UDP6900 Series	UDP6922B: Programmable Switching DC Power Supply (1-Channel, 60V, 5A, 100W)
	UDP6932B: Programmable Switching DC Power Supply (1-Channel, 60V, 10A, 200W)
	UDP6942B: Programmable Switching DC Power Supply (1-Channel, 60V, 15A, 360W)
	UDP6933B: Programmable Switching DC Power Supply (1-Channel, 150V, 5A, 200W)
	UDP6952B: Programmable Switching DC Power Supply (1-Channel, 60V, 25A, 600W)
	UDP6953B: Programmable Switching DC Power Supply (1-Channel, 150V, 10A, 600W)
Standard Accessories	Power cord conforming to the standard of the destination country 1
	USB data cable 1

UDP6722



- Single wide range output: 80V/20A, 400W
- Four-digit voltage/current high-precision display,
- Resolution: 10mV/10mA
- Multiple protections: OVP/OCP/OTP
- Overvoltage/overcurrent protection value can be set
- Remote compensation function

UDP6722 is a wide range single switching power supply. The maximum voltage can reach 80V and the current can reach 20A. With a 4.3 inch full-color LCD screen, the display is more fully and clearly. It can be widely used in laboratories, aging, schools, production line testing and other fields.

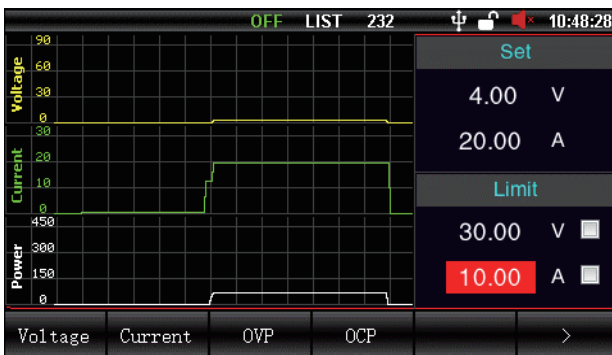
- 4.3" TFT true color LCD
- Save and recall 100 sets of settings
- RS232/RS485/LAN/USB
- SCPI/MODBUS-RTU protocol
- 200 sets of List/Delayer
- Waveform display
- U disk recording and upgrading

SETUP	LIST	DElayer	No.	Volt/V	Curr/A	Time/s
FileNum	File:1		0	6.00	1.00	1.0
Start	000		1	4.00	1.00	1.0
Group	008		2	6.00	1.00	1.0
Repeat	0001		3	10.00	1.00	1.0
			4	3.30	1.00	1.0
Finish	Stop		5	10.00	20.00	5.0
			6	6.00	20.00	1.0
Enable	On		7	4.00	20.00	1.0
			8	3.30	1.00	1.0
			9	1.00	1.00	1.0

- The list mode provides a sequence output of up to 200 steps to suit various output needs.

SETUP	LIST	DElayer	No.	On/Off	Time/s
FileNum	File:0		0	On	0.1
Start	000		1	Off	3.0
Group	009		2	On	1.0
Repeat	0001		3	Off	3.0
			4	On	1.0
Finish	Stop		5	Off	3.0
			6	On	1.0
Enable	On		7	Off	3.0
			8	On	1.0
			9	Off	3.0

- The delayer mode provides a sequence output of up to 200 steps to realize automatic multiple power-on/off operations.



- Intuitive voltage, current, power waveform display.



- 4.3 inch true color LCD display.


Power Supplies and DC Loads

■ Programmable Switching Power Supplies

Key Specifications		UDP6722
Output voltage		0~80V
Output current		0~20A
Output power		400W
Load regulation	CV	<0.01%+10mV
	CC	<0.1%+5mA
Line regulation	CV	<0.01%+2.5mV
	CC	<0.1%+2.5mA
Resolution	Voltage	10mV
	Current	10mA
Communication Protocol		SCPI,MODBUS-RTU
Programming accuracy	Voltage	<0.01%+20mV
	Current	<0.1%+10mA
Readback accuracy	Voltage	<0.01%+20mV
	Current	<0.1%+20mA
Ripple and noise	Voltage	<50mVrms
	Current	<15mArms
Temperature coefficient	Voltage	0.02%/C+10mV
	Current	0.03%/C+10mA
Standard interfaces		RS232, RS485, USBHost, USBDevice, LAN
Power		AC:220(±10%)V, 50Hz/60Hz
Display		4.3-inch TFT LCD
Product net weight		3.5kg
Product size (W×H×D)		210mm×86mm×360mm
Standard quantity per carton		1pcs

Ordering Information	
UDP6722 Series	UDP6722:Programmable Switching DC Power Supply (1-Channel, 80V,20A)
Standard Accessories	Power cord conforming to the standard of the destination country
Optional Accessories	Alligator clip test line:1pair

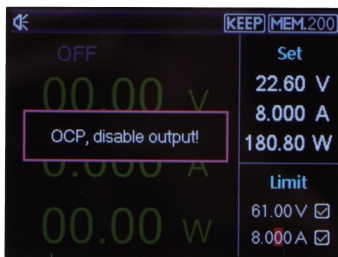
UDP6700 Series



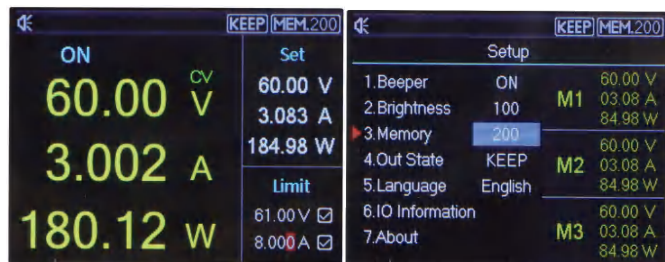
UDP6700 series switching DC power supply has a wide range of voltage and current utilization, leading the same type of power supply. The power ratio reaches 3.0. One machine can replace multiple small power supplies to reduce your repeated investment. It is equipped with RS232 communication interface as standard and supports SCPI protocol to facilitate remote control. It has the functions of list and delayer. The remote compensation module can avoid the inaccurate test caused by the voltage drop on the load line. HD LCD display brings better experience to measurement and debugging.

- Fully digital control
- Full scale high resolution: 10 mV/1mA
- Low ripple and noise
- Software correction function
- Minimum overall dimension
- LCD display
- Remote compensation
- Support RS232 communication
- Fan intelligent regulation
- Constant voltage and constant current output
- High reliability: overvoltage / overcurrent / overtemperature protection function
- List & delayer function
- The output is controlled by a switch
- High quality and high cost performance
- Multiple groups of output voltage / current can be preset: 3 × 200 groups

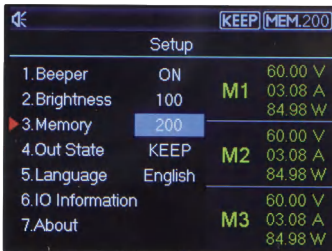
Power Supplies and DC Loads



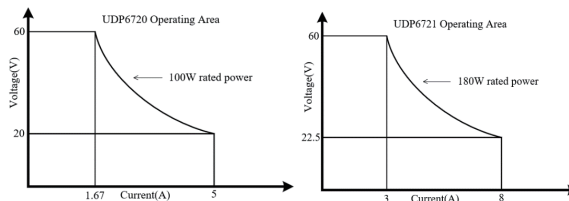
- 2.8 inch LCD provides more interactive content and displays more real-time information.



- Provide OVP / OCP / OTP protection function. The protection values of current and voltage can be set.

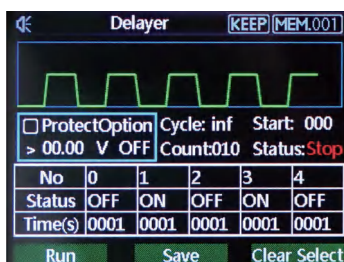


- 3 × 200 sets of setting values can be saved. It can better adapt to diversified and rapid automation applications.

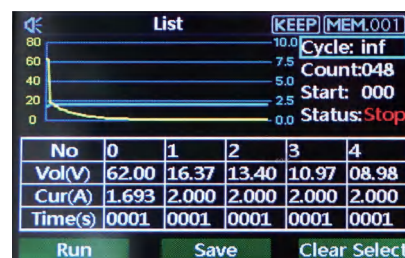


- With high power ratio and wide range output, you can save the purchase of multiple small power supplies.

Programmable Switching Power Supplies



- Delayer function, set the delay output of the power supply. It can help you with on-off test or related test




- The list function can preset the power output curve to facilitate the automatic test

Key Specifications		UDP6720	UDP6721	UDP6730	UDP6731
Output voltage		0~60V	0~60V	0~40V	0~80V
Output current		0~5A	0~8A	0~30A	0~15A
Output power		100W	180W	360W	360W
Load regulation	CV	<0.01%+3mV	<0.01%+5mV	<0.03%+15mV	<0.03%+30mV
	CC	<0.01%+3mA	<0.01%+5mA	<0.01%+30mA	<0.03%+15mA
Line regulation	CV	<0.01%+3mV	<0.01%+5mV	<0.01%+15mV	<0.03%+30mV
	CC	<0.1%+3mA	<0.1%+5mA	<0.1%+15mA	<0.1%+10mA
Resolution	Voltage	10mV	10mV	10mV	10mV
	Current	1mA	1mA	1mA	1mA
Programming accuracy	Voltage	<0.05%+10mV	<0.05%+10mV	<0.1%+10mV	<0.1% +10mV
	Current	<0.2%+2mA	<0.3%+5mA	<0.3%+30 mA	<0.3%+10mA
Readback accuracy	Voltage	<0.05%+10mV	<0.05%+10mV	<0.1%+10mV	<0.1% +10mV
	Current	<0.2%+2mA	<0.3%+5mA	<0.3%+30mA	<0.3%+10mA
Ripple and noise	Voltage	<2.0mVrms	<5.0mVrms	<12 mVrms	<12 mVrms
	Current	<5.0mA rms	<8.0mA rms	<72mA rms	<27 mA rms
Temperature coefficient	Voltage	≤100ppm/°C	≤100ppm/°C	≤300ppm/°C	≤300ppm/°C
	Current	≤200ppm/°C	≤200ppm/°C	≤300ppm/°C	≤300ppm/°C
Standard interfaces		RS232, Remote compensation	RS232, Remote compensation	RS232, Remote compensation	RS232, Remote compensation
Power		AC:110(±10%)V/220(±10%)V, 50Hz/60Hz			
Display		2.8 inch LCD, 4-digit display			
Product net weight		2.5kg			
Product size (W×H×D)		87mm x 174mm x 255mm			
Standard quantity per carton		1 pcs			
Standard carton size		470mm×340mm×480mm			

Ordering Information	
UDP6700 Series	UDP6720: Programmable Switching DC Power Supply (1-Channel, 60V, 5A)
	UDP6721: Programmable Switching DC Power Supply (1-Channel, 60V, 8A)
	UDP6730: Programmable Switching DC Power Supply (1-Channel, 40V, 30A)
	UDP6731: Programmable Switching DC Power Supply (1-Channel, 80V, 15A)
Standard Accessories	Power cord conforming to the standard of the destination country
Option Accessorie	Alligator clip test line

UTP3000 Series




The UTP3300 Series is three-channel linear DC power supplies of adjustable dual channel and fixed single-channel output, featuring tracking, constant voltage/current, series/parallel output, temperature controlled cooling fan.

- 3-channel linear DC power supplies feature
- High-precision four-digit voltage and current display, 10mV/1mA(UTP3300-II Series)
- Low ripple/noise
- Parallel/series output function
- Output on/off control

Key Specifications		UTP3303-II	UTP3305-II
Output voltage		0-32V (CH1, CH2) , 5V (CH3)	0-32V (CH1, CH2) , 5V (CH3)
Output current		0-3A (CH1, CH2) , 3A (CH3)	0-5A (CH1, CH2) , 3A (CH3)
Output power		207W	335W
Load regulation	CV	<0.01%+3mV	
	CC	≤0.2%+3mA	
Ripple and noise	CV	≤1mVrms	
	CC	≤3mArms	
Output regulate resolution	CV	10mV(typical)	
	CC	1mA(typical)	
Tracking bias	CV	±(0.1% of reading+30mV)	
	CC	±(0.3% of reading+5mA)	±(0.3% of reading+5mA)
Display mode		4-bit voltage and current dual display	
Power		Input voltage: 115V AC/230V AC; Frequency: 47Hz-63Hz	
Display		4 windows, LED	
Product net weight		9.2kg	10.5kg
Product size (W×H×D)		319mm×146mm×226mm	
Standard quantity per carton		1PC	
Standard carton size		465mm×345mm×280mm	
Standard carton gross weight		9.7kg	11.1kg

Ordering Information	
UTP3000 Series	UTP3305-II: Non-Programmable Linear DC Power Supply(3-Channel, 32V, 5A, 10mV, 1mA)
	UTP3303-II: Non-Programmable Linear DC Power Supply(3-Channel, 32V, 3A, 10mV, 1mA)
Standard Accessories	Power cord conforming to the standard of the destination country
	Test output line

UTP3300TFL-II Series



The UTP3000TFL-II Series single-channel linear DC power supplies are economical benchtop tools for DIY electronics hobbyists, electronics manufacturing and testing, and other applications.

- Light weight and concise interface
- 1-channel linear DC power supplies feature
- High-precision 4-digit voltage and current display, 10mV/1mA
- Low ripple/noise
- Auto conversion of constant voltage and current with current limit protection

Key Specifications		UTP3313TFL-II	UTP3315TFL-II
Output voltage		0~30V	0~30V
Output current		0~3A	0~5A
Output power		90W	150W
Load regulation	CV	≤0.01%+3mV	≤0.01%+5mV
	CC	≤0.1%+5mA	≤0.1%+10mA
Programming accuracy (25°C±5°C)	Voltage	<0.5%+20mV	<0.5%+20mV
	Current	<0.5%+5mA	<0.5%+10mA
Ripple and noise		≤1mVrms	≤2mVrms
Output regulate resolution	CV	10mV (typical)	
	CC	1mA (typical)	
Reliability		MTBF(e): ≥2000hrs	
Power		Input voltage: 110V/220V±5% AC, Frequency: 50Hz/60Hz	
Display		4 digits LED	
Product net weight1		3kg	4kg
Product size (W×H×D)		105mm x 165mm x 249mm	
Standard quantity per carton		4pcs	
Standard carton size		330mm x 285mm x 460mm	
Standard carton gross weight		14kg	17kg

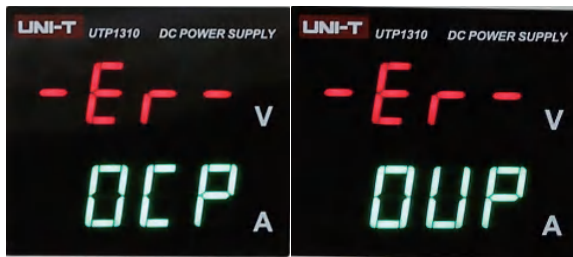
Ordering Information	
UTP3300TFL-II Series	UTP3315TFL-II: Linear DC Power Supply(1-Channel, 30V, 5A, 10mV, 1mA)
	UTP3313TFL-II: Linear DC Power Supply(1-Channel, 30V, 3A, 10mV, 1mA)
Standard Accessories	International standard power cord
	Alligator clip test line

UTP1000 Series



The UTP1300 Series power supply is an economical switching type DC regulated power supply with single output. It has a pure output, excellent performance indicators, and can meet diverse testing needs. Used in product debugging and maintenance, quality control and testing, production automation testing, teaching experiments, etc.

- Single output
- Output: 32V, 6A/10A
- Resolution: 10mV/1mA
- Over voltage/current protection
- 3 groups of one-key recall of stored datas
- Over current/voltage protection value settable
- Independent output switch



- Overvoltage and overcurrent protection



- 3 groups of one-key recall of stored values and Key lock

Key Specifications		UTP1306	UTP1310
Output voltage		0~32V	0~32V
Output current		0~6A	0~10A
Output power		192W	320W
Load regulation	CV	≤0.1%+5mV	
	CC	≤0.2%+3mA	
Power regulation	CV	≤0.01%+5mV	
	CC	≤0.2%+3mA	
Output regulate resolution	CV	10mV (typical)	
	CC	1mA (typical)	
MTBF(e):		≤2000hrs	
Programming accuracy (25°C±5°C)	Voltage	≤0.1%+1digit	
	Current	≤0.2%+3mA	
Ripple and noise (20Hz~20MHz)	Voltage	≤10mVrms	
	Current	≤5mArms	

■ Programmable Switching Power Supplies


General Characteristics

Power	Input voltage: 110V AC/220V AC, 50Hz-60Hz	
Display	4 digits LED	
Product net weight	2kg	2.5kg
Product size(W×H×D)	80mm x 150mm x 230mm	
Standard quantity per carton	6pcs	
Standard carton size	455mm x 295mm x 450mm	
Standard carton gross weight	12.3kg	16.2kg

Ordering Information

UTP1000 Series	UTP1310: Switching DC Power Supply(1-Channel, 32V,10A)	
	UTP1306: Switching DC Power Supply(1-Channel, 32V, 6A)	
Standard Accessories	International standard power cord	
	Alligator clip test line	

AC Power Supplies Selction Guide

Series	Model	Capacity	Number of phasea	Voltage Range	Frequency Range	Current Range	Resolution
 UAP500/1000A	UAP500A	500VA	1 ϕ 2W	0-300VAC	45-250Hz	4.2A	0.01V 0.01Hz 0.001A
	UAP1000A	1000VA	1 ϕ 2W	0-300VAC	45-250Hz	8.4A	0.01V 0.01Hz 0.001A

UAP500/1000A Series



The UAP500/1000A Series programmable AC variable frequency power supply is equipped with digital display screen, with wide measurement range and resolution of 10mV/1mA. UAP500/1000A series has the characteristics of desk type and system type. It can be combined with other instruments at will and integrated into a test system with special functions to meet the measurement requirements in different occasions. The program can be edited through the panel keyboard, which brings great convenience to users. It is a replacement product of ordinary programmable power supply, with high cost performance advantages.

Power Supplies
and DC Loads



● Four windows display



● 9 groups of presets



● Remote control



● Numeric keys

■ Programmable AC Power Source

Key Specifications		UAP500A	UAP1000A
Capacity		500VA	1KVA
Generation mode		SPWM(Sinusoidal pulse width modulation)	
Input	Phase number	1 ϕ 2W	
	Voltage	220V \pm 10%	
	Frequency	47Hz - 63Hz	
Output	Phase number	1 ϕ 2W	
	Voltage	0-150VAC / 0-300VAC AUTO	
	Frequency	45Hz-250Hz(0.01Step)	
Maximum current	L=120V	4.2A	8.4A
	H=240V	2.1A	4.2A
load Stability		0.1%	
Waveform distortion T.H.D		0.3%(low grade 120V, high grade 240V, with pure resistive load)	
Frequency stability		0.01%	
Resolution	Voltage	0.01V	
	Frequency	0.01Hz	
	Current	0.001A	
Measurement accuracy	Voltage	\pm 0.5%FS+5dgt	
	Current	\pm 0.5%FS+5dgt	
	Frequency	\pm 0.01%FS+5dgt	
	Power	\pm 0.5%FS+5dgt	
Setting accuracy	Voltage	\pm 1%FS	
	Frequency	\pm 0.1%FS	
Display		Voltage Vrms, Current Arms, Frequency Fre, Power Wattage, Power factor PF	
Storage Memory		M1-M9(V_F_A)	
Current limiting setting		0-Max Current (maximum current: maximum capacity / 240V, i.e. P / 240))	
Output protection		Over Current, Over Temp, Over Load, Short Circuit	
Communication interface		RS232C	
Power		AC 220V \pm 10% ,47Hz-63Hz	
Display		VA code breaking screen	
Product net weight		17.5kg	20.7kg
Product size		430mm \times 132mm \times 483mm	
Standard quantity per carton		1pc	
Standard carton size		660mm \times 580mm \times 265mm	

Ordering Information	
UAP500A/1000A Programmable AC Power	UAP500A:500VA,10mV/1mA,1 ϕ 2W
	UAP1000A:1000VA,10mV/1mA,1 ϕ 2W
Standard Accessories	Power cord conforming to the standard of the destination country
	RS232 interface cable


Power Supplies and DC Loads

DC Electronic Loads Selction Guide

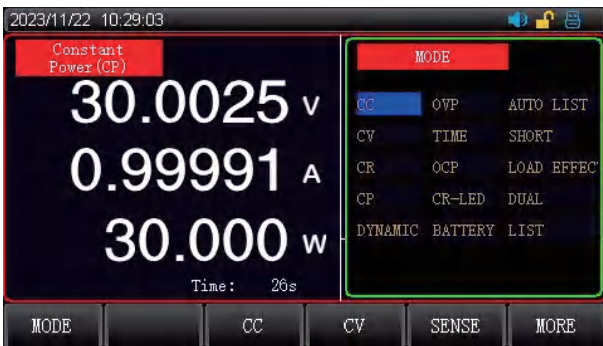
Series	Model	Total Power	Voltage	Current	Highest Frequency	Current Slope	Resolution
UTL8500 	UTL8512S	300W	150V	30A	10kHz	3A/μs	0.1mV 0.1mA
	UTL8511S	150W	150V	30A	10kHz	3A/μs	0.1mV 0.1mA
	UTL8513	600W	150V	120A	10kHz	1.5A/μs	0.1mV 0.1mA
	UTL8512	300W	150V	30A	10kHz	3A/μs	0.1mV 0.1mA
	UTL8511	150W	150V	30A	10kHz	3A/μs	0.1mV 0.1mA
	UTL8512B+	300W	500V	15A	10kHz	1.5A/μs	0.1mV 0.1mA
UTL8500+ 	UTL8512B+	400W	500V	15A	10kHz	0.3A/mS-1.5A/μS	0.1mV 0.1mA
	UTL8512A+	400W	150V	30A	10kHz	0.6A/mS-3A/μS	0.1mV 0.1mA
	UTL8512+	300W	150V	30A	10kHz	0.6A/mS-3A/μS	0.1mV 0.1mA
	UTL8511B+	200W	500V	15A	10kHz	0.3A/mS-1.5A/μS	0.1mV 0.1mA
	UTL8511A+	200W	150V	30A	10kHz	0.6A/mS-3A/μS	0.1mV 0.1mA
	UTL8511+	150W	150V	30A	10kHz	0.6A/mS-3A/μS	0.1mV 0.1mA
UTL8200+ 	UTL8212+	200W*2CH	150V	40A	5kHz	0.08A/mS-0.4A/μS	1mV 1mA
	UTL8211+	400W	150V	20A	5kHz	0.04A/mS-0.2A/μS	1mV 1mA



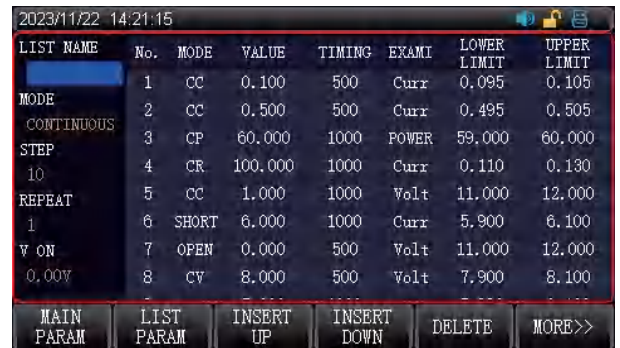
UTL8500+ Series



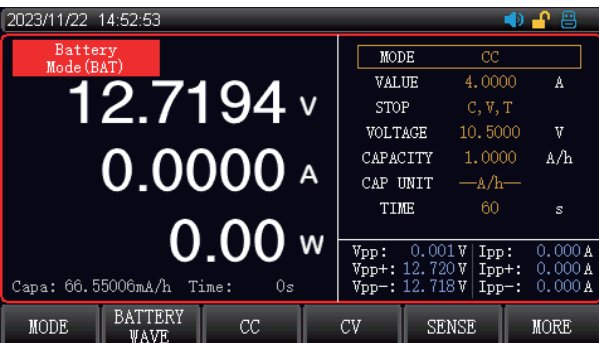
The UTL8500+ series is a new generation of 4.3-inch large-screen, cost-effective electronic loads. High-speed simultaneous sampling up to 500KHz. Built-in integrated high-speed oscilloscope function can intuitively display voltage and current waveforms. Fast, efficient and intuitive LIST programmable automatic test mode. Meet most R&D, testing and production automation needs.



● 15 test modes are available to arrange your tests freely



● Freely edit test items in List mode to help you implement automated measurement



● Various parameters of the battery mode are adjustable, and the battery discharge curve is provided. Help you complete battery testing excellently



● 4.3inch LCD display, clear parameter and status display

Power Supplies and DC Loads

Key Specifications		UTL8511+	UTL8511A+	UTL8511B+	UTL8512+	UTL8512A+	UTL8512B+
Input ratings (0~40°C)	Input voltage	0~15V;0~150V	0~15V;0~150V	0~50V;0~500V	0~15V;0~150V	0~15V;0~150V	0~50V;0~500V
	Input current	0~3A;0~30A	0~3A;0~30A	0~1A;0~10A	0~3A; 0~30A	0~3A;0~30A	0~1.5A;0~15A
	Input power	150W	200W	200W	300W	400W	400W
	Min. operating voltage	1.4V at 30A	1.4V at 30A	2.8V at 15A	1.4V at 30A	1.4V at 30A	2.8V at 15A
CV mode	Range	0.1~15V;0.1~150V		0.1~50V;0.1~500V	0.1~15V;0.1~150V		0.1~50V;0.1~500V
	Resolution	1mV;10mV	1mV;10mV	1mV;10mV	1mV;10mV	1mV;10mV	1mV;10mV
	Accuracy	±(0.03%+0.05%FS)					
CC mode	Range	0~3A;0~30A		0~1A;0~10A	0~3A;0~30A		0~1.5A;0~15A
	Resolution	0.1mA;1mA					
	Accuracy	±(0.03+0.05%FS)					
CR mode	Range	0.05Ω~10kΩ					
	Resolution	16bit					
	Accuracy	(0.1+0.01R)%		(0.1+0.02R)%	(0.1+0.01R)%		(0.1+0.02R)%
CP mode	Range	150W					
	Resolution	10mW					
	Accuracy	±(0.1%+0.1%FS)					
Dynamic mode (CC mode)	T1&T2	10μS~50S/Res:1μS					
	Accuracy	1μS/1mS±100ppm					
	Rise/fall slope	0.6A/mS~3A/μS		0.3A/mS~1.5A/μS	0.6A/mS~3A/μS		0.3A/mS~1.5A/μS
	Min rise time	10us					
Readback voltage	Range	0~15V;0~150V		0~50V;0~500V	0~15V;0~150V		0~50V;0~500V
	Resolution	0.1mV;1mV					
	Accuracy	±(0.02%+0.03%FS)					
Readback current	Range	0~3A;0~30A		0~1A;0~10A	0~3A;0~30A		0~1.5A;0~15A
	Resolution	0.1mA;1mA		0.01mA;0.1mA	0.1mA;1mA		0.01mA;0.1mA
	Accuracy	±(0.03%+0.05%FS)					
Readback power	Range	150W	200W		300W	400W	
	Resolution	10mW					
	Accuracy	±(0.1%+0.1%FS)					
Over-power protection		≥152W delayed protection, ≥165W immediate protection	≥202W delayed protection, ≥220W immediate protection		≥303W delayed protection, ≥330W immediate protection	≥404W delayed protection, ≥440W immediate protection	
Over-current protection		≥30.3A delay protection, ≥33A immediate protection		≥15.2A delay protection, ≥16.5A immediate protection	≥30.3A delay protection, ≥33A immediate protection		≥15.2A delay protection, ≥16.5A immediate protection
Over-voltage protection		≥152V delay protection, ≥165V immediate protection		≥505V delay protection, ≥550V immediate protection	≥152V delay protection, ≥165V immediate protection		≥505V delay protection, ≥550V immediate protection
Over-temperature protection		≥85 C					
Short circuit	Current (CC)	≤3A;≤30A		≤1A;≤10A	≤3A;≤30A		≤1.5A;≤15A
	Voltage (CV)	0V					
	Resistance (CR)	35mΩ					
Test mode		CC ,CV, CR, CP, dynamic, list, combination, OCP/OVP, CR-LED, battery, load effect, OVP, short circuit, time A total of 14 test modes					
Input terminal resistance		300KΩ					
Interface&protocol		RS232 interface and SCPI protocol					

■ Programmable DC Electronic Loads

General Characteristics	
Power	110V/220V, 50/60Hz
Display	4.3 inch LCD
Product size (W×H×D)	214mm x 88mm x 340mm
Product net weight	4.5kg
Standard quantity per carton	1pcs
Standard carton size	515mmX365mmX220mm
Standard carton gross weight	

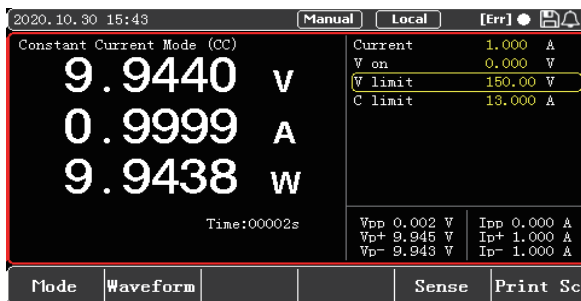
Ordering Information	
UTL8500+ Series	UTL8511+: Programmable DC Electronic Load (150V, 30A,150W)
	UTL8511A+:Programmable DC Electronic Load (150V, 30A, 200W)
	UTL8511B+:Programmable DC Electronic Load (500V,15A, 200W)
	UTL8512+: Programmable DC Electronic Load (150V, 30A,300W)
	UTL8512A+:Programmable DC Electronic Load (150V, 30A, 400W)
	UTL8512B+:Programmable DC Electronic Load (500V, 15A, 400W)
Standard Accessories	Power cord conforming to the standard of the destination country
	RS232 data cable
	2P connecting terminal
	5P connecting terminal
	Fuse

UTL8500 Series

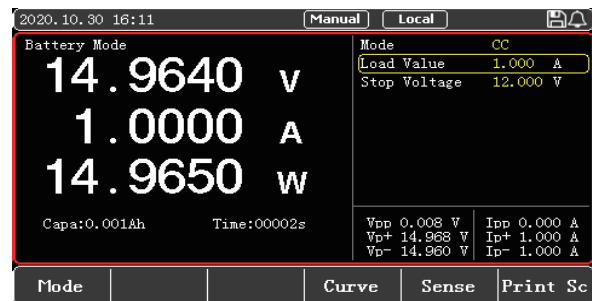


The UTL8500 is a cost-effective programmable DC electronic load series with high performance. With a resolution of 0.1mV and 0.1mA, multiple protection mechanisms significantly improve the reliability of the equipment. The series has a variety of testing functions and modes, equipped with RS-232 communication interface, and can be equipped with other communication interfaces according to design and testing requirements.

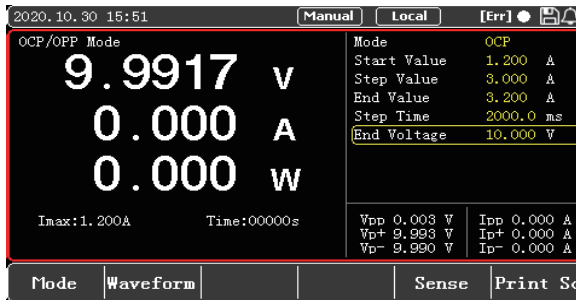
UTL8500 series provides a flexible, fast and effective solution. Meet different customer's needs from Education, Scientific Research and Manufacturing.



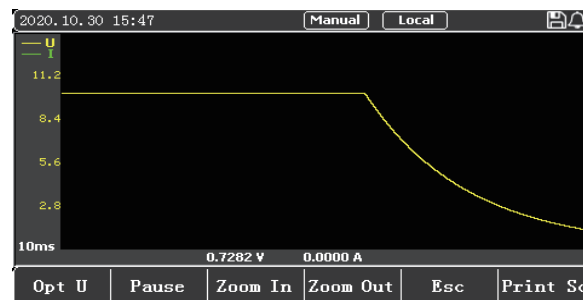
- 4 basic modes: CC/CV/CR/CP and high resolution of 0.1mV/0.1mA



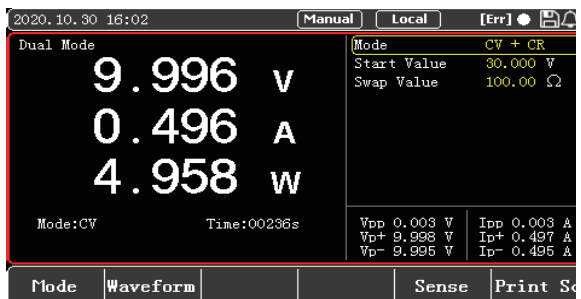
- Battery test function



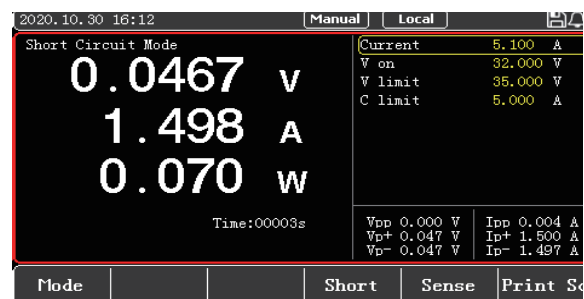
- Multiple protection test and ripple measurement functions



- Real-time waveform display function



- Three combination modes



- Short circuit test


Power Supplies and DC Loads

Key Specifications		UTL8511S	UTL8512S	UTL8511	UTL8512	UTL8512B+	UTL8513	
Input ratings (0~40°C)	Input voltage	0~150V		0~150V	0~150V	0~150V		
	Input current	0~3A, 0~30A		0~3A, 0~30A		0~1.5A	0~12A	
	Resolution	0.1mV, 0.1mA						
	Input power	150W	300W	150W	300W	300W	600W	
	Min. operating voltage	1.4V at 30A		1.4V at 30A		3V at 15A	2.8V at 120A	
CV mode	Range	0~18V, 0~150V				0~50V	0~18V	
	Accuracy	±(0.05%+0.025%FS)						
CC mode	Range	0~3A, 0~30A				0~1.5A	0~12A	
	Accuracy	±(0.05%+0.05%FS)						
CR mode	Range	0.05Ω~7.5KΩ		0.05Ω~7.5KΩ		0.1Ω~25KΩ	0.05Ω~7.5KΩ	
	Accuracy	0.1%+0.08%FS						
CP mode	Range	150W	300W	150W	300W	600W		
	Accuracy	±(0.1%+0.1%FS)						
Dynamic mode (CC mode)	T1&T2	50μS~99.999S/Res:1μS						
	Accuracy	5μS±100ppm						
	Rise/fall slope	0.001~3.0A/us				0.001~1.5A/us		
	Min rise time	≥10us						
Readback voltage	Range	0~18V, 0~150V				0~50V	0~18V	
	Accuracy	±(0.025%+0.025%FS)						
Readback current	Range	0~3A, 0~30A				0~3A	0~12A	
	Accuracy	±(0.025%+0.05%FS)				0.05%+0.05%FS	0.025%+0.05%FS	
Readback power	Range	150W	300W	150W	300W	300W	600W	
	Accuracy	±(0.1%+0.1%FS)						
Ripple wave measurement	Range	0~0.3V, 0~9V		-				
	Accuracy	0.1%+2mV, 0.1%+10mV		-				
Over-power protection	Delay protection when it is ≥ set value x 1.05							
	Instant protection when it is ≥ set value x 1.1							
	Instant protection when it is >(FS+15W)							
Over-current protection	Delay protection when it is ≥ set value x 1.05							
	Delay protection when it is ≥ set value x 1.05							
	Instant protection when it is >(FS+1.5A)							
Over-voltage protection	Delay protection when it is ≥ set value x 1.05							
	Instant protection when it is ≥ set value x 1.1							
	Instant protection when it is >(FS+3V)							
Over-temperature protection	≥85°C							
Short circuit	Current (CC)	≤3A, ≤30A				≤1.5A	≤12A	
	Voltage (CV)	0V						
	Resistance (CR)	35mΩ						
Input terminal resistance	300KΩ				1MΩ		300KΩ	
Interface&protocol	RS232 interface and SCPI protocol							
Power	110V/220V, 50/60Hz							
Display	4.3 inch LCD							
Product size (W×H×D)	214mm × 88mm × 340mm						214mm x 88mm x 520mm	
Product net weight	5.3kg						7.6kg	
Standard quantity per carton	2pcs						2pcs	
Standard carton size	410mm × 310mm × 490mm						410mm x 310mm x 570mm	
Standard carton gross weight	13.5kg			11.6kg			16.2kg	

Ordering Information	
UTL8500 Series	UTL8513: Programmable DC Electronic Load (150V, 120A, 600W)
	UTL8512B+: Programmable DC Electronic Load (500V, 15A, 300W)
	UTL8512: Programmable DC Electronic Load (150V, 30A, 300W)
	UTL8511: Programmable DC Electronic Load (150V, 30A, 150W)
	UTL8512S: Programmable DC Electronic Load (150V, 30A, 300W)
	UTL8511S: Programmable DC Electronic Load (150V, 30A, 150W)
Standard Accessories	Power cord conforming to the standard of the destination country
	250V, 0.5A fuse (Suitable for 110V)

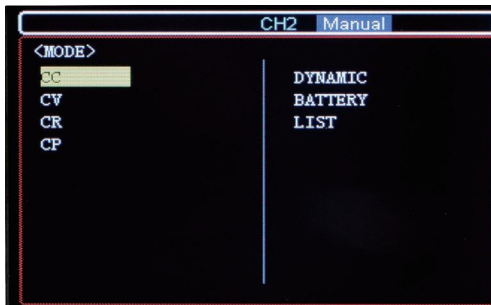


UTL8200+ Series

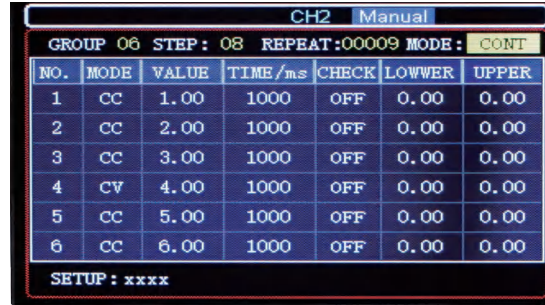


UTL8200+ series electronic load is equipped with a 2.8-inch LCD display, which is easy to operate and stylish in appearance. Its test resolution is up to 1mV/1mA. Equipped with rich test functions and modes for you to choose. The equipment is equipped with RS232 communication module, which can flexibly meet various on-site test conditions, and is convenient for seamless connection with automated production lines and automatic test systems (ATS). The electronic load operates stably and has a wide range of applications, adapting to various testing requirements.

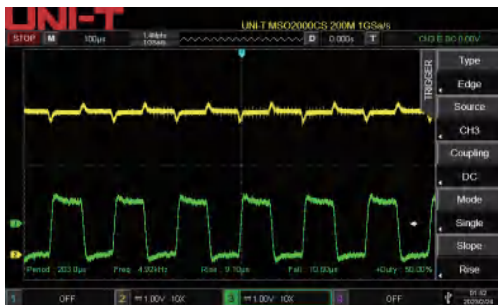
- UTL8211+: 150V /40A, 400W
- UTL8212+: 150V/2×20A, 2×200W
- CC/CV/CR/CP four basic modes
- Up to 1mV/1mA resolution
- Up to 4.8MHz voltage and current sampling rate
- Multi-mode battery discharge test
- List mode, support automatic test
- Independent short circuit test function
- Various protections such as overvoltage, low voltage, overcurrent, overpower, overheating, and anti-reverse connection
- RS232 communication interface, support SCPI protocol
- Supporting host computer software to realize remote operation and monitoring
- Power off memory function
- Intelligent temperature control fan



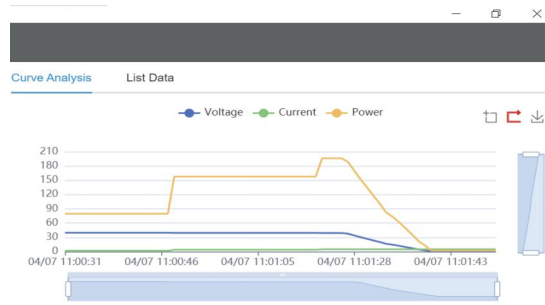
● 7 test modes to help you complete the test work better



● List mode to help you automate



● Dynamic load is up to 5kHz





● The upper computer is equipped as standard to realize remote control and data acquisition.

Power Supplies and DC Loads

Technical Specifications		UTL8211+	UTL8212+
Number of channel		1	2
Input ratings (0~40°C)	Voltage	0~150V	0~150V
	Current	0~4A, 0~40A	0~2A, 0~20A
	Power	400W	2×200W
CV mode	Range	0~150V	
	Accuracy	±(0.05%+0.1% FS)	
CC mode	Range	0~4A, 0~40A	0~2A, 0~20A
	Accuracy	±(0.1%+0.1%FS)	
CR mode	Range	0.05Ω~7.5KΩ	
	Accuracy	±(0.3%Vin/Rset+0.2%IF.S)	
CP mode	Range	400W	200W
	Accuracy	0.1%+0.5%FS	
Dynamic mode	T1&T2	100μS~50S/Res:100μS	
	Accuracy	5 μS±100 ppm	
	Slope	0.08A/mS~0.4A/μS	0.04A/mS~0.2A/μS
Readback voltage	Range	0~15V,0~150V	
	Accuracy	±(0.1%+0.1%FS)	
Readback current	Range	0~4A, 0~40A	0~2A, 0~20A
	Accuracy	±(0.1%+0.1%FS)	
Readback power	Range	400W	200W
	Accuracy	±(0.1%+0.5%FS)	
Over-power protection		Delay protection, immediate protection	
Over-current protection		Delay protection, immediate protection	
Over-voltage protection		Delay protection, immediate protection	
Over-temperature protection		≥85°C	
Resolution		1mV/1mA	
Basic mode		CC/CV/CR/CP	
Test mode		Dynamic mode, list mode, battery test	
System setup		Language: Chinese/English, key tone setting	
Interface & protocol		RS232, RS485(optional) and SCPI protocol	
Protections		Protections of over-voltage/under-voltage/over-current/over-power/ over-temperature/anti-reverse connection	
PC software		√	
Power		110V±10%/220V±10% Frequency 50/60Hz	
Display		2.8 inches LCD	
Product net weight		3.42kg	
Product size (W×H×D)		88mm x 174.6mm x 230mm	
Standard quantity per carton		2pcs	
Standard carton size		360mm x 170mm x 280mm 375X350X290	
Standard carton gross weight		9kg	

Ordering Information	
UT8200+ Series Programmable DC Electronic Loads	UTL8212+:DC electronic load (2-Channel, 20A, 200W)
	UTL8211+:DC electronic load (1-Channel, 40A, 400W)
Standard Accessories	International standard power cord
	RS232C communication line
	Spare fuses


Digital Multimeters Selction Guide

Series	Model	Display Accuracy	DCV AnnUal ACcuracy	Fastest Test Rate
 UT8000E	UT8806E	6½	0.0035%	10k rdgs/s
	UT8805E	5½	0.01%	5k rdgs/s
	UT8804E	4%	0.025%	3 rdgs/s
	UT8803E	3%	0.3%	3 rdgs/s
	UT8802E	4½	0.1%	3 rdgs/s
 UT800	UT804	4¾	±(0.025%+5digital)	2-3 rdgs/s
	UT803	3%	±(0.3%+2digital)	2-3 rdgs/s
	UT802	4½	±(0.1%+3digital)	2-3 rdgs/s
	UT801	3½	±(0.5%+2digital)	2-3 rdgs/s

Digital Multimeters Accessories

Model	Picture	Information	Certification	Oscilloscopes Series
UT-L41		Alligator clip short test lead:110-130mm	ROW	UT8806E;UT8805E;UT8804E;UT8803E UT8802E;UT800

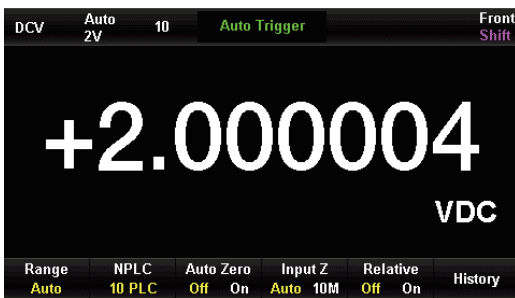
UT8806E



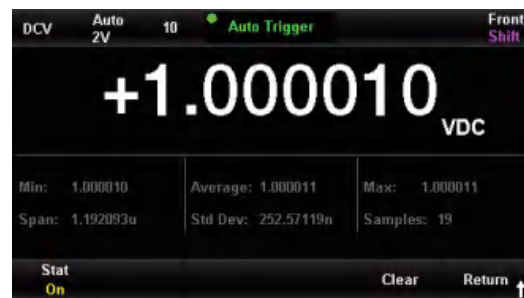
UT8806E is a 6½ digit dual display digital multimeter. It has outstanding read rate and accuracy. It is a product designed to meet customers' multi-functional, high-precision, and automatic measurement requirements.

- 4.3" TFT-LCD, display resolution 480×272
- 6½ digit reading
- Measurement speed up to 10,000 rdgs/s
- True RMS AC voltage and current measurement
- Configuration interface: USB Host, USB Device, LAN, RS-232C, GPIB
- Support dual display, built-in help system, easy to obtain information
- Built-in thermocouple cold junction compensation

- Support standard SCPI remote control commands, PC software, compatible with the latest mainstream multimeter command set
- 32Gb Nand Flash, mass storage instrument setting files and data files
- Measurement data and settings can be imported or exported through VXI-11, USBTMC, U disk, so that users can modify, view and backup conveniently



- 1999999 count, 4.3 inch TFT LCD display



- Various mathematic operations



- Support the display of main and auxiliary parameters on the same screen. AC true RMS



- UT8806E supports multiple display modes. Users can observe measurement data through numbers, bar graphs, trend graphs and histograms.

6½ Digital Multimeter

Key Specifications	UT8806E	
	Range	Accuracy (90 days)
DC voltage (V)	20mV/2V/20V/200V/1000V	±(0.002%+0.0004%)
AC voltage (V)	200mV/2V/20V/200V/750V	±(0.05%+0.04%)
DC current (A)	2μA/20μA/200μA/2mA/20mA/200mA/2A/10A	±(0.030%+0.001%)
AC current (A)	200μA/2mA/20mA/200mA/2A/10A	±(0.10%+0.04%)
Resistance (Ω)	20Ω/200Ω/2kΩ/20kΩ/200kΩ/2MΩ/10MΩ/100MΩ/1GΩ	±(0.008%+0.001%)
Capacitance (F)	2nF/20nF/200nF/2μF/20μF/200μF/2mF/20mF/100mF	±(0.9%+0.1%)
Frequency (Hz)	3Hz~1MHz	±0.006%
Temperature(°C)	-270°C~1760°C	±0.16°C
Display count	1999999	
DCV Accuracy	0.0035%	
Sampling rate	10k rdgs/s	
Auto range	√	
True RMS	√	
Data storage	10k data record; 32GB Nand Flash total storage	
Frequency response (Hz)	300kHz	
Diode/triode test	√	
Continuity buzzer	√	
Data hold	√	
Mathematical operations	Pass/Fail, Relative, minimum/maximum/average, standard deviation, dBm, dB, histogram, trend chart and bar chart	
Input resistance	≥10GΩ or 10MΩ	
Standard interface	USB Host, USB Device, LAN, RS-232C, GPIB(optional)	
Power	AC 90V~110V, 45~440Hz; AC 110V~132V, 45~440Hz; AC 200V~240V, 45~66Hz; AC 216V~264V, 45~66Hz	
Display	4.3 inches TFT LCD	
Product net weight	4.4kg	
Product size (W×H×D)	256mm×113.2mm×378.2mm	
Standard quantity per carton	1pcs	
Standard carton size	510mm×195mm×340mm	
Standard carton gross weight	5.5kg	

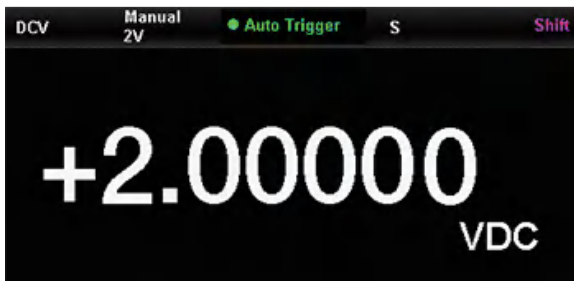
Ordering Information	
UT8000E Series	UT8806E: Benchtop Digital Multimeter (1999999, Auto)
Standard Accessories	International standard power cord
	USB interface cable
	Test leads
	RS-232C interface cable
	Simple test lead with alligator

UT8805E

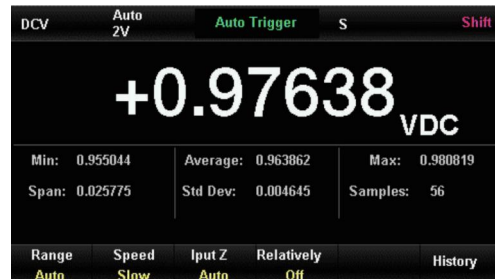


The UT8805E is a true RMS desktop digital multimeter with automatic ranging, featuring an impressive 199999-count display and a rapid reading rate of up to 5,000 readings per second. With a 300kHz frequency response and a 4.3-inch TFT LCD, this instrument is equipped for high-performance measurements. It offers various measurement capabilities, including Pass/Fail, maximum value, minimum value, average value, and relative value measurements. The device also boasts a 10,000 reading history data record and a total capacity of 1GB NAND Flash. With its superior electrical measuring capabilities, the UT8805E is well-suited for applications in electronics, communications, manufacturing, petroleum, national defense, electric power, chemical, and other industries. It serves as an essential experimental tool in various colleges and universities.

- 200000 counts resolution
- Measuring speed: 2.5/10/5k reading per second
- AC true RMS measurement.
- 2-line and 4-line resistance measurement
- Continuity and diode test
- Temperature measurement with built-in thermocouple cold junction compensation
- PC control software of upper computer
- Various mathematic operations: maximum, minimum, average value, standard deviation, pass/fail, dBm, dB, relative measurement, histogram, trend chart, bar chart
- USB drive store data and configuration
- Supports interface of USB, RS-232C and LAN, USB-TMC, IEEE 488.2 standard, VXI11 and SCPI language
- History data record and storage
- 1GB NAND FLASH storage, mass storage system and test data



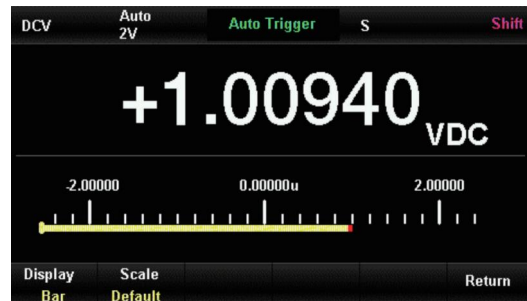
- 199999 count, 4.3 inch TFT LCD display



- Various mathematic operations: maximum, minimum, average value, standard deviation, pass/fail, dBm, dB, relative measurement, histogram, trend chart, bar chart



- Support the display of main and auxiliary parameters on the same screen. AC true RMS



- 3 kinds of display formats are supported by UT8805E. User can check the measured data by number, bar chart, trend chart, and histogram.


■ 5½ Digital Multimeter

Key Specifications	UT8805E	
	Range	Accuracy (90 days)
DC voltage (V)	20mV/2V/20V/200V/1000V	±(0.008%+0.003%)
AC voltage (V)	200mV/2V/20V/200V/750V	±(0.19%+0.05%)
DC current (A)	200μA/2mA/20mA/200mA/2A/10A	±(0.050%+0.005%)
AC current (A)	2mA/20mA/200mA/2A/10A	±(0.30%+0.1%)
Resistance (Ω)	200Ω/2kΩ/20kΩ/200kΩ/2MΩ/10MΩ/100MΩ	±(0.012%+0.003%)
Capacitance (F)	2nF/20nF/200nF/2μF/20μF/200μF/2mF	±(1%+0.5%)
Frequency (Hz)	20Hz~1MHz	±(0.01%+0.003%)
Temperature (°C)	-270°C~1760°C (thermocouple and thermal resistance sensor supported)	±0.5°C
Display count	199999	
DCV Accuracy	0.015%	
Sampling rate	5k rdgs/s	
Auto range	√	
True RMS	√	
Data storage	10k data record; 1GB Nand Flash total storage	
Frequency response (Hz)	100kHz	
Diode/triode test	√	
Continuity buzzer	√	
Data hold	√	
Mathematical operations	Pass/Fail, relative value, minimum/maximum/average, standard deviation, dBm, dB, Hold, histogram, trend chart and bar chart	
Input resistance	≥10GΩ or 10MΩ	
Standard interface	USB Host, USB Device, LAN, RS-232	
Power	AC 100V~120V, 45Hz~440Hz; AC 200V~240V, 45Hz~66Hz	
Display	4.3 inch TFT LCD	
Product net weight	4.4kg	
Product size (W×H×D)	239mm×100mm×344mm	
Standard quantity per carton	2pcs	
Standard carton size	380mm x 330mm x 320mm	
Standard carton gross weight	10.5kg	

Ordering Information

UT8000E Series	UT8805E: Benchtop Digital Multimeter (199999, Auto)
Standard Accessories	International standard power cord
	USB interface cable
	Test leads
	RS-232C interface cable
	Simple test lead with alligator

UT8804E



- Reading resolution: 4%, maximum reading 59999
- Measuring rate: 2 reading/s
- DC voltage range: 60mV~1000V
- DC current range: 600 μ A~10A
- AC voltage range: 60mV~1000V (True-RMS)
- AC current range: 600 μ A~10A (True-RMS)
- Resistance range: 600 Ω ~60M Ω
- Capacitance range: 6nF~60mF
- Conductivity range: 60ns



- UT8804E digital multimeter can display 4 ½ digits (59999), It can provide you high-precision and accurate result display. Its simulation bar makes the display of measurement results more intuitive. 4.3 inch full-color display, giving you a better visual experience.



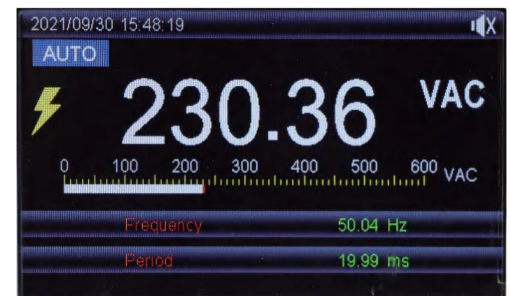
- UT8804E digital multimeter has recording function. Historical data records can be presented in statistics and trend charts.

The UT8804E is a true RMS desktop digital multimeter with automatic ranging and an impressive 59999-count display. It comes equipped with a 4.3-inch TFT LCD and features a 100kHz frequency response. The inclusion of VFC low-pass filtering minimizes the impact of high-frequency signal interference on measurement results. Other notable functions include NCV non-contact voltage sensing, along with maximum, minimum, average, and relative value measurement capabilities. With the capacity to store up to 20000 sets of outputs, the UT8804E stands out as a superior tool for electricians.

- Frequency measurement range: 60Hz~60MHz
- Duty cycle measurement range: 10%~90%
- Mathematical operation: maximum, minimum, average, peak, comparative measurement, trend chart
- Interface: USB device, It can be connected to the upper computer control software
- Frequency response: 100KHz
- Data record: 20000 groups
- LPF low pass filter function



- Function. For the index range required by batch device test, UT8804E will help you automatically identify unqualified devices and give an alarm.



- Additional secondary parameters can be added to make the measurement more specific, while displaying the main parameters.

Key Specifications	UT8804E	
	Range	Accuracy (90 days)
DC voltage (V)	1000V	±(0.025%+5)
AC voltage (V)	1000V (45Hz-100kHz)	±(0.3%+30)
DC current (A)	10A	±(0.08%+10)
AC current (A)	10A (45Hz-10kHz)	±(0.6%+20)
Capacitance (F)	60mF	±(0.05%+2)
Conductance (nS)	60nS	±(2%+10)
Frequency (Hz)	60MHz	±(0.01%+5)
Duty cycle (%)	10%-90% (10Hz-2kHz)	±(1.2%+30)
Temperature (°C/°F)	-40°C-1000°C	±(1%+30)
	-40°F-1832°F	±(1.5%+50)
Display count	59999	
DCV Accuracy	0.3%	
Sampling speed	2-3rdgs/s	
Range	Auto, manual	
True RMS	√	
Date display	√	
Frequency response (Hz)	100kHz	
Diode/transistor test	√	
Data storage	20000	
On-off beep	√	
Data hold	√	
Standard interface	USB Device	
Power	100V/120V/220V/240V ±10%, 47Hz-63Hz	
Display	4.3 inch TFT LCD	
Product net weight	3.7kg	
Product size (W×H×D)	239mm x 109m x 344m	
Standard quantity per carton	2pcs	
Standard carton size	380mm x 330mm x 320mm	
Standard carton gross weight	9.5kg	

Ordering Information	
UT8000E Series	UT8804E: Digital Multimeter (59999, Auto)
Standard Accessories	International standard power cord
	USB interface cable
	Test leads
	Simple test lead with alligator
	K-type temperature probe

UT8803E



The UT8803E is a portable desktop digital multimeter powered by AC, featuring a 6000-count 3 display with automatic ranging. The large character display, equipped with backlight, enhances readability. This instrument offers full-function testing, complete range overload protection, and a distinctive design for improved performance as an electrical test instrument. It is capable of measuring AC/DC voltage, AC/DC current, resistance, frequency, capacitance, inductance, triode HFE, diode (LED), thyristor (SCR), and circuit on-off. With its multifunctionality, high precision, and automation, the UT8803E meets the diverse measurement needs of users.



- Reading resolution: 3%, maximum reading 5999
- Measuring rate: 2-3 reading/s
- DC voltage range: 600mV~1000V
- DC current range: 600μA~10A
- AC voltage range: 600mV~750V (True-RMS)
- AC current range: 600μA~10A (True-RMS)
- Resistance range: 600Ω~60MΩ
- Capacitance range: 6nF~60mF
- Inductance range: 600μH~100H
- Frequency measurement range: 600Hz~20MHz
- Duty cycle measurement range: 5%~95%
- Mathematical operation: maximum, minimum, relative value, analog bar
- Interface: USB device, It can be connected to the upper computer control software
- Frequency response: 100KHz
- It can measure triode and thyristor



● Reading resolution 3%, maximum reading 5999



● D / Q parameters of capacitance and inductance can be measured



● Multiple measurement items optional



● Extreme value operation and reference value operation function, with analog bar

Key Specifications	UT8803E	
	Range	Accuracy
DC voltage (V)	1000V	±(0.3%+2)
AC voltage (V)	750V	±(0.6%+5)
DC current (A)	10A	±(0.8%+3)
AC current (A)	10A	±(1%+5)
Capacitance (F)	6mF	±(1.5%+5)
Resistance (Ω)	60MΩ	±(0.8%+5)
Inductance (H)	100H	±(2%+5)
Temperature (°C/°F)	-40°C-1000°C	±(1%+5)
Frequency (Hz)	600Hz-20MHz	±(0.1%+10)
Duty cycle (%)	5%-95%	Only for reference
Display count	5999	
DCV Accuracy	0.3%	
Sampling speed	2~3 rdgs/s	
Frequency response (Hz)	100kHz	
Range	Manual,Auto	
Input impedance for DCV	10MΩ	
True RMS	√	
Diode/triode	√	
SCR test	√	
Continuity buzzer/data hold	√	
LCD backlight	√	
Interface	USB Device	
Power	100V/120V/220V/240V ±10%, 47Hz-63Hz	
Display	EBTN LCD	
Product net weight	3.09kg	
Product size (W×H×D)	265mm x 110mm x 320mm	
Standard quantity per carton	2pcs	
Standard carton measurement	380mm x 330mm x 320mm	
Standard carton gross weight	9kg	

Ordering Information	
UT8000E Series	UT8803E: Digital Multimeter(Display:5999,0.3%,Range:Manual)
Standard Accessories	International standard power cord
	USB interface cable
	Test leads
	simple test lead with alligator
	temperature probe

UT8802E



The UT8802E is a benchtop digital multimeter with manual ranging capabilities. It boasts a large backlit screen, full-scale overload protection, and a distinctive design. This versatile instrument is capable of measuring AC and DC voltage, AC and DC current, resistance, frequency, capacitance, transistor parameters (hFE), diode (LED), SCR, continuity, and more.

- Reading resolution: 4½, maximum reading 19999
- Measuring rate: 3 reading/s
- DC voltage range: 200mV~1000V
- DC current range: 200µA~20A
- AC voltage range: 2V~750V
- AC current range: 2mA~20A
- Resistance range: 200Ω~200MΩ
- Capacitance range: 20nF~100mF
- Frequency measurement range: 200Hz~10MHz
- Duty cycle measurement range: 5%~99%
- Mathematical operation: maximum, minimum, relative value
- Interface: USB device, It can be connected to the upper computer control software
- Frequency response: 1KHz
- It can measure diode, triode and thyristor



- Can display 4½ bit (19999), which can provide you with high-precision and accurate result display



- With diode measurement function



- With the help of UT-S03A, the measurement of triode and thyristor can be realized



- Functions of extreme value operation and reference value operation

■ 4½ Digital Multimeter

Key Specifications	UT8802E	
	Range	Accuracy
DC voltage (V)	200mV/2V/20V/200V/1000V	±(0.1%+3)
AC voltage (V)	2V/20V/200V/750V	±(0.5%+20)
DC current (A)	200μA/2mA/20mA/200mA/20A	±(0.5%+20)
AC current (A)	2mA/20mA/200mA/20A	±(0.8%+40)
Capacitance (F)	20nF/200nF/2μF/20μF/200μF/2mF/20mF/100mF	±(1.5%+10)
Resistance (Ω)	200Ω/2kΩ/20kΩ/200kΩ/200kΩ/2MΩ/200MΩ	±(0.5%+10)
Frequency (Hz)	200Hz~10MHz	±(1%+5)
Duty cycle (%)	5%~99%	±(1.5%+2)
Display count	19999	
DCV Accuracy	0.001	
Sampling speed	2~3 rdgs/s	
Frequency response (Hz)	1kHz	
Range	Manual	
Input impedance for DCV	10MΩ	
Diode/triode	√	
SCR test	√	
Continuity buzzer/data hold	√	
LCD backlight	√	
Interface	USB Device	
Power	100V/120V/220V/240V ±10%, 47Hz~63Hz	
Display	EBTN LCD	
Product net weight	3.09kg	
Product size (W×H×D)	265mm x 110mm x 320mm	
Standard quantity per carton	2pcs	
Standard carton measurement	380mm x 330mm x 320mm	
Standard carton gross weight	9kg	

Ordering Information	
UT8000E Series	UT8802E: Digital Multimeter(Display:19999,0.1%,Range:Manual)
	International standard power cord
	USB interface cable
Standard Accessories	Test leads
	simple test lead with alligator

UT800 Series



The UT800 Series true RMS value digital multimeter can be selected from 3½ digits to 5½. Lightweight and economical, with manual and automatic range, AC and DC power supply, high reliability, high precision and multiple test functions. It has a large screen with backlight, super large character display, full function, All-round overload protection and unique appearance design, and equipped with a tool box, make it a more superior electronic and electrical testing instrument. It is suitable for measurement in electronics, communications, manufacturing, petroleum, electric power, chemical and other industries. It is an indispensable experimental tool for college experiments.






- 200000-count auto range/TRMS
- 256 x 64 pixels dot-matrix LCD
- High accuracy up to $\pm(0.015\%+3)$ for DC voltage
- Analog bar display (UT804)
- Data storage and readback function
- Overload protection
- Provide DC and AC two power supply methods
- RS-232 and USB interfaces

Key Specifications	UT801	UT802	UT803	UT804
Display count	1999	19999	5999	39999
DCV Accuracy	$\pm(0.5\%+2)$	$\pm(0.1\%+3)$	$\pm(0.3\%+2)$	$\pm(0.025\%+5)$
Sampling speed	2-3 rdgs/s	2-3 rdgs/s	2-3 rdgs/s	2-3rdgs/s
DC voltage (V)	200mV/2V/ 20V/200V/1000V	200mV/2V/ 20V/200V/1000V	1000V	1000V
AC voltage (V)	2V/20V/200V/750V	2V/20V/200V/750V	1000V	1000V
DC current (A)	200 μ A/2mA/ 20mA/200mA/10A	200 μ A/2mA/ 20mA/200mA/10A	10A	10A
AC current (A)	2mA/20mA/ 200mA/10A	2mA/20mA/ 200mA/10A	10A	10A
Capacitance (F)	20nF/2 μ F/200 μ F	20nF/2 μ F/200 μ F	6mF	2mF
Resistance (Ω)	200 Ω /2k Ω /20k Ω / 200k Ω /2M Ω /20M Ω	200 Ω /2k Ω /20k Ω / 200k Ω /2M Ω /200M Ω	60M Ω	40M Ω
Temperature ($^{\circ}$ C/ $^{\circ}$ F)	-40 $^{\circ}$ C-1000 $^{\circ}$ C	-40 $^{\circ}$ C-1000 $^{\circ}$ C	-40 $^{\circ}$ C-1000 $^{\circ}$ C	-270 $^{\circ}$ C-1760 $^{\circ}$ C
Frequency (Hz)	2kHz/200kHz	2kHz/200kHz	60Hz-60MHz	40Hz-400MHz
Frequency response (Hz)	400Hz	400Hz	100kHz	100kHz
Range	Manual	Manual	Auto	Auto





Key Specifications	UT801	UT802	UT803	UT804
Diode/Continuity	√	√	√	√
SCR/Transistor hFE	√	√	√	–
Hold	√	√	√	√
LCD backlight	√	√	√	Double LCD backlight
Auto power off	–	–	√	√
Low battery indication	√	√	√	√
True RMS	–	–	√	√
AC+DC measurement	–	–	√	√
Data storage	–	–	–	9999
Analog bar graph	–	–	–	√
Input protection	√	√	√	√
Interface	–	–	USB,RS-232	USB,RS-232
Power	AC 220V/50Hz or 1.5V batteries(R14) x 6;3Hz			
Display	EBTN LCD 128mm x 28mm			
Product net weight	1.65kg		2.4kg	2.2kg
Product size	300mm x 245mm x 105mm		310mm x 240mm x 105mm	
Standard quantity per carton	4pcs			
Standard carton measurement	680mm x 365mm x 320mm			
Standard carton gross weight	8.6kg	8.3kg	11.2kg	14.5kg

Ordering Information	
UT800 Series	UT805A: Benchtop Digital Multimeter(Display:200000,0.015%,Range:Auto)
	UT804: Benchtop Digital Multimeter(Display:40000,0.025%,Range:Auto)
	UT803: Benchtop Digital Multimeter(Display:6000,0.3%,Range:Auto)
	UT802: Benchtop Digital Multimeter(Display:20000,0.1%,Range:Manual)
	UT801: Benchtop Digital Multimeter(Display:2000,0.5%,Range:Manual)
Standard Accessories	International standard power cord
	USB interface cable(803/804/805A)
	RS232interface cable(803/804/805A)
	Test leads
	simple test lead with alligator
	temperature probe(UT801/2/3/4)

LCR Meters Selction Guide


Series	Model	Highest Frequency	Basic Accuracy	Display Count	Measurement Rate	DCR	Display
 UT622	UT622E	100kHz	0.10%	99999	20 times/s	Yes	2.8 inch TFT LCD
	UT622C	100kHz	0.10%	99999	20 times/s	No	2.8 inch TFT LCD
	UT622A	10kHz	0.10%	99999	20 times/s	No	2.8 inch TFT LCD
 UTR2810	UTR2811E	10kHz	0.10%	999999	20 times/s	No	2.8 inch TFT LCD
	UTR2810E	10kHz	0.10%	999999	20 times/s	No	2.8 inch TFT LCD
 UTR2830	UTR2832	200kHz	0.05%	999999	80 times/s	Yes	4.3 inch TFT LCD
	UTR2830	100kHz	0.05%	999999	80 times/s	Yes	4.3 inch TFT LCD

LCR Meters Accessories

Model	Picture	Information	Certification	Oscilloscopes Series
UTR-L100k-H		Four-terminal Kelvin test line,frequency:100KHz	ROW	UT622
UTR-L100kS-H		SMD Kelvin Test Pliers,frequency:100KHz	ROW	UT622
UTR-L10KE		UTR-L10kE:Kelvin test cable with crocodile clip	ROW	UTR2810
UTR-L10KE		UTR-S10KE:4-wire test box (UTR2810E)	ROW	UTR2810



UTR2830 Series



UTR2830 series is a new generation of low-cost, high-performance compact LCR digital bridge. Concentrate the essence of large LCR tester, compact and small. 0.05% basic accuracy and good test stability. Equipped with a 4.3-inch LCD display and a newly upgraded interface system. Beautiful and generous, easy to operate. The instrument provides rich interfaces. Various test systems can be easily formed to meet the various needs of inspection, production and scientific research.

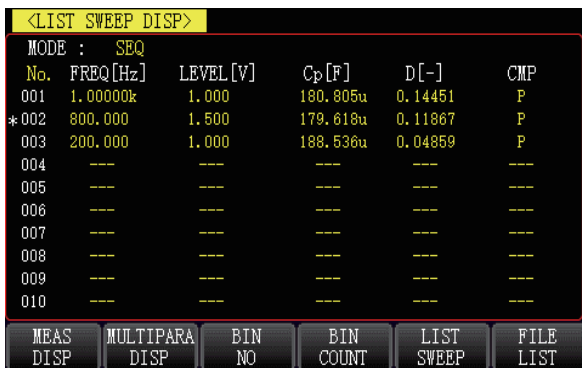
- Low cost, high performance, small size LCR tester
- 4.3 inch TFT LCD display
- Up to 200kHz test frequency
- 6-digit reading resolution
- 10mVrms-2.0Vrms programmable test level. Built-in 0-±5V/50mA bias source
- DCR test function, resolution 100 micro-ohms
- Ls-Rd/Lp-Rd function(L, Rd displayed at the same time)
- The highest test speed is 12.5ms/time
- 30Ω, 50Ω, 100Ω optional signal source impedance
- Voltage and current monitoring and automatic level adjustment function
- Built-in comparator, 10-level sorting and counting function
- Support U disk file storage, the instrument program can be upgraded through U disk
- RS232, USB, HANDLER interface



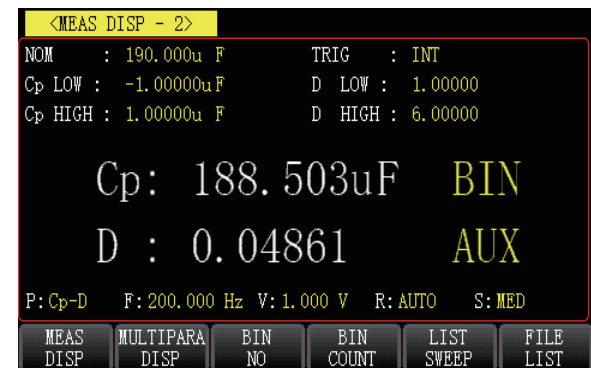
● 4.3-inch full-color LCD display, clear measurement parameters and data



● Multi-parameter display, multiple parameter measurement results can be seen at the same time



● List scan for automatic measurement at multiple frequencies and voltages




● 10-level comparator can group the tested products into batches

Key Specifications		UTR2830E	UTR2832E
Test frequency	Frequency range	20Hz~100kHz	20Hz~200kHz
	Minimum resolution	100mHz	
AC level	Voltage range	10mVrms~2Vrms	
	Accuracy	±10%×Set value+2mV	
Internal resistance of AC source	ISO ON	100Ω	
	ISO OFF	30Ω / 50Ω / 100Ω Optional	
Measurement parameters		L、C、R、 Z 、D、Q、 Y 、G、X、θ d、θ r、RDC、Vm、Im、Δ%	
Display range		R, X, Z : 0.00001Ω ~ 99.9999MΩ; G, B, Y : 0.00001μS ~ 99.9999S; L: 0.00001uH ~ 99.9999kH; C: 0.00001pF ~ 9.99999F; D: 0.00001 ~ 9.99999; Q: 0.00001 ~ 99999.9; θ d: -179.999° ~ 179.999°; θ r: -3.14159 ~ 3.14159; DCR: 0.00001Ω ~ 999.999MΩ; Δ%: -999.999% ~ 999.999%	
Test speed (mS / time)		Fast: 12.5ms; Medium speed: 83 ms; Slow speed: 167 ms	
Test side configuration		5	
Clearing mode		Open circuit, short circuit, load	
List Scan		201 points, scanning parameters: test frequency, AC voltage, AC current, DC BIAS voltage, DC BIAS current	
Equivalent mode		Series, parallel	
Range mode		Auto, hold	
Trigger mode		Internal, manual, external, bus	
Average times		1~255 times	
Mathematical operation		Direct reading, ΔABS, Δ%	
Delayed		Trigger delay, step delay: 0 ~ 60.000s, 1ms step	
Comparator		10 levels of sorting, BIN1-BIN9, NG, AUX, Gear count	
Storage		Internal: 100 sets of instrument built-in test setting files, 201 test results, USB memory: configuration files, BMP images, CSV data files	
Interface		RS232、HANDLER、USB HOST、USB DEVICE、LAN (option)	
Power		AC 110V/220V 50/60Hz	
Display		4.3" TFT LCD 480×272	
Product net weight		3.5kg	
Product size (W×H×D)		210mm×86mm×360mm	
Standard quantity per carton		1pcs	

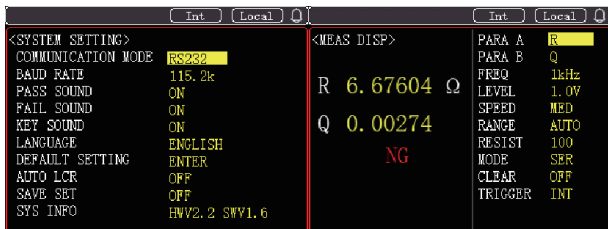
Ordering Information	
UTR2830 Series	UTR2830E: Benchtop LCR Meters (100kHz, 0.1%)
	UTR2832E: Benchtop LCR Meters (200kHz, 0.1%)
Standard Accessories	Four-wire test clamp
	Four-terminal Kelvin test line
	Gold-plated short circuit board
	USB data cable

UTR2810 Series

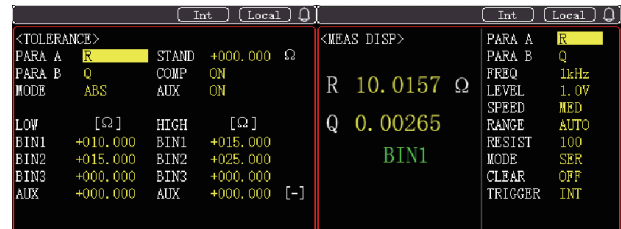


The UTR2810 Series LCR digital bridge is a new generation of low frequency components measuring instrument launched by UNI-T. Small size, light weight, beautiful appearance, simple operation, ultra-high cost performance and good test stability. It can meet the needs of production line quality assurance, incoming inspection and automatic production.

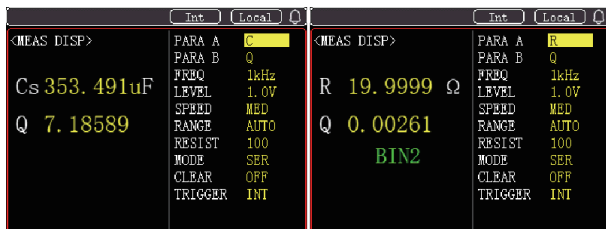
- Test frequency: 100Hz/120Hz/1kHz/10kHz
- Basic accuracy 0.1%
- Test level: 0.1/0.3/1Vrms
- Measurement parameters: C, L, Z, R, X, G, B, Y, Q, D, θ
- 30 Ω and 100 Ω output impedance
- Comparator: four gear, BIN1/BIN2/BIN3/NG
- Fast test speed (30ms/time)
- 2.8 inch TFT LCD display, all measurement results and parameters are clear at a glance
- RS232 communication, following the standard SCPI communication protocol



● 2.8inch TFT LCD display



● Four stage screening



● High measurement accuracy



● Remote control

Key Specifications		UTR2810E	UTR2811E
Test frequency	Frequency range	100Hz,120Hz,1kHz,10kHz	
	Accuracy	0.02%	
AC level(0~40°C)	Voltage range	0.1V,0.3V,1V	
	Accuracy	±10%×Set value	
Internal resistance of AC source	Resistance	30Ω / 100Ω Optional	
	Output impedance accuracy	±5%	
Measurement parameters		Cs-Rs, Cs-D, Cp-Rp, Cp-D, Lp-Rp, Lp-Q, Ls-Rs, Ls-Q, Rs-Q, Rp-Q, R-X, Z-θr, Z-θd, Z-D, Z-Q, Auto LCZ	
Display range		R, X, Z : 0.00001Ω ~ 99.9999MΩ; G, B, Y : 0.01nS ~ 999.999S; L : 0.00001uH ~ 9999.99H; C : 0.00001pF ~ 9999.99mF; D:0.00001 ~ 9.99999; Q:0.00001 ~ 99999.9; θd: -179.999° ~ 179.999°; θr:-3.14159 ~ 3.14159;	
Test speed (mS / time)		Fast:43ms;Medium:185ms;Slow:350ms	
Test end configuration		Open circuit;Short circuit	
Equivalent mode		Series, parallel	
Range mode		Auto, hold	
Trigger mode		Internal, manual, external and bus (only UTR2810E)	
Mathematical operation		Direct reading, Δ ABS, Δ %	
Comparator		4-gear sorting, BIN1-BIN3, NG,AUX	
Interface		RS232,HANDLER(only UTR2810E)	
Power		AC 110V/220V 50/60Hz	
Display		2.8 inch TFT LCD 240×320	
Product size (W×H×D)		88mm×174mm×275mm	
Product net weight		2.5kg	
Standard quantity per carton		4pcs	
Standard carton size		720mm×390mm×300mm	
Standard carton gross weight		15.7kg (UTR2810E) , 14.6kg (UTR2811E)	

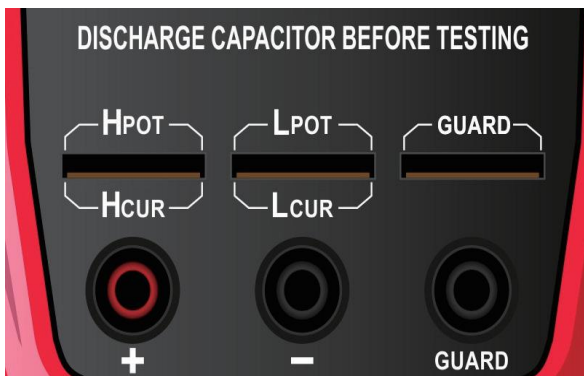
Ordering Information	
UTR2810 Series Benchtop LCR	UTR2810E:Benchtop LCR Meters(10kHz, 0.1%)
	UTR2811E:Benchtop LCR Meters(10kHz, 0.1%)
Standard Accessories	UTR-001:Short circuit board(UTR2810E)
	UTR-L10kE:Kelvin test cable with crocodile clip
	UTR-S100KE:4-wire test box (UTR2810E)
	RS232 Communication cable(UTR2810E)

UT622 Series



The UT622 Series Handheld LCR meters feature powerful functions, high accuracy, fast speed, and long standby time. With a clear and intuitive 2.8 inch TFT LCD display, large-capacity rechargeable battery, and up to 100kHz test frequency, the meters can be used for longstanding accurate and convenient measurement in any occasion. They are suitable for the measurement and screening of inductance, capacitance, and resistance in laboratories, production lines, maintenance points etc.

- Up to 100kHz test frequency
- Up to 0.1% measurement accuracy
- High-brightness white backlight
- Max reading of primary parameters: 99999 counts; D/Q resolution: 0.0001
- Ultra-low power consumption and long battery life (8 hours)
- Maximum test speed: 20 times/s (UT622E)
- Constant 100Ω output impedance
- Tolerance range: 1%~20%
- Open/short circuit clear function
- Data hold and recording mode
- Standard Mini-USB interface, SCPI command set



● 3-terminal and 5-terminal test ports



● L/C/R/Z main parameter component test



● Tolerance mode used for component sorting





● Recording mode used for statistics





Key Specifications	UT622A	UT622C	UT622E
Test frequency	100Hz, 120Hz, 1kHz, 10kHz	100Hz, 120Hz, 1kHz, 10kHz, 100kHz	100Hz, 120Hz, 1kHz, 10kHz, 100kHz
Test signal level	0.1Vrms, 0.3Vrms, 1Vrms		
Output impedance	100Ω		
Measurement parameters	Primary: L/C/R/Z Secondary: D/Q/θ/ESR		Primary: L/C/R/Z/DCR Secondary: D/Q/θ/ESR
Auto LCR	√		
Test terminals	Three-terminal test jacks, five-terminal test sockets		
Test rate	Fast (20 times/s), medium (5 times/s), or slow (2 times/s)		
DCR test rate	–	–	Fast (20 times/s), medium (5 times/s), or slow (2 times/s)
Ranging mode	Auto/hold		
Tolerance range	1%~20%		
Testing circuit mode	Series/parallel mode		
Clearing correction	Open/short circuit		
Communication interface	Mini-USB		
LED alarm for tolerance	pass: green; fail: red		
Display range			
Display count	99999		
Minimum resolution	0.0001		
Maximum accuracy	0.1%		
L	0.001μH~9999.9H		
C	0.001pF~99.999mF		
Z/R	0.0001Ω~99.999MΩ		
ESR	0.01mΩ~999.99Ω		
D	0.0001~9.9999		
Q	0.0001~99999		
θ	-179.9°~179.9°		
DCR	–		0.01mΩ~999.99kΩ
Power	3.7V 1800mAh lithium polymer battery		
Display	2.8 inch TFT LCD 320×240		
Product size (W×H×D)	90mm×190mm×44mm		
Product net weight	305g		
Standard quantity per carton	5pcs		
Standard carton size	335mm x 245mm x 245mm		
Standard carton gross weight	3.9kg		

Ordering Information	
UT622 Series	UT622E: Handheld LCR Meters (100kHz, 0.1%, DCR)
	UT622C: Handheld LCR Meters (100kHz, 0.1%)
	UT622A: Handheld LCR Meters (10kHz, 0.1%)
Standard Accessories	UTR-001: Short circuit board
	UTR-002: Alligator clip test leads with rubber plugs (UT622A)
	UTR-L100k-H: Four-terminal Kelvin test leads (UT622C/E)
	USB interface cable
	5V 1A power adapter
Optional Accessories	UTR-L100kS-H: SMD Kelvin test tweezers
	UTR-L100k-H: Four-terminal Kelvin test leads
	UTR-002: Alligator clip test leads with rubber plugs

Battery Tester Selction Guide

Series	Model	Voltage Range	Resistance Range	Accuracy	On-line Measurement	Display
UT3550 	UT3550	0.0001V-100.00V	0.001mΩ-30.00Ω	V: 0.05% R: 0.5%	Yes	3.5 inch TFT LCD
UT3560 	UT3563	0.00001V-400.000V	0.0001mΩ-3.2000kΩ	V: 0.01%, R: 0.5%	No	4.3 inch TFT LCD
	UT3562	0.00001V-100.000V	0.0001mΩ-3.2000kΩ	V: 0.01%, R: 0.5%	No	4.3 inch TFT LCD

Battery Tester Accessories

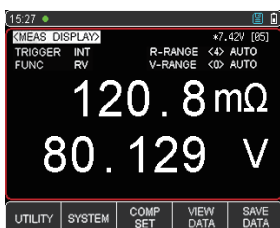
Model	Picture	Information	Certification	Oscilloscopes Series
UT-L80		Crown probe test lines(Four terminal connection type)	ROW	UT3560
UT-L82		Kelvin test lead (four-terminal wiring type)	ROW	UT3560
UT-L84		Kelvin test lead (four-terminal wiring type)	ROW	UT3550
UT-L86		Crown probe test lines(Four terminal connection type)	ROW	UT3550

UT3550 Series




The UT3550 is a hand-held battery tester with automatic real-time detection. The portable handheld design allows flexible test scenarios. It is a measuring instrument with high accuracy and high resolution. Equipped with USB type C interface for remote control and data acquisition and analysis. Support SCPI protocol. It is mainly used in the quality inspection of various batteries. UPS can be directly measured online with high accuracy.

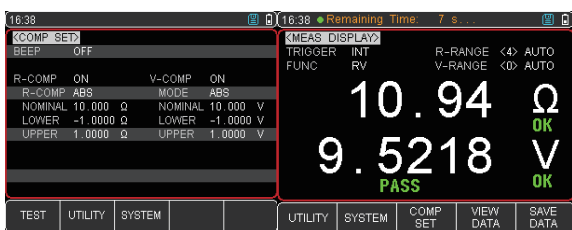
- High-accuracy: Resistance 0.5%/Voltage 0.05%
- Internal resistance measurement range: 0.001mΩ ~ 30.00 Ω
- Voltage measurement range: 0.0001V ~ 100.00V
- Resolution: 0.001mΩ(resistance) 、 0.1mV(voltage)
- Comparison mode: SEQ, PER, ABS
- The new AC internal resistance test method, measures almost all types of batteries
- 3.5 inch LCD main display
- 0.96 inch auxiliary display screen
- UPS can be measured directly online
- USB data storage and screenshot saving function
- Lithium battery power supply (2000mAh)
- Provide type C interface to realize remote control
- Support SCPI protocol
- Protection grade IP65



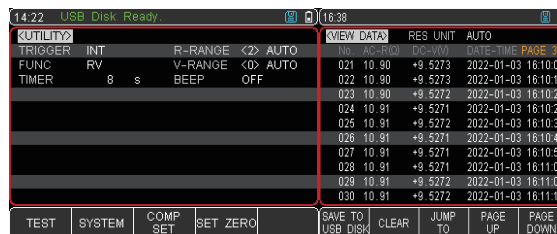
- 3.5 inch LCD, full-color display more content. 0.96 inch auxiliary screen provides convenience for outdoor operation.



- Support online testing, fixed and mobile scenario testing.



- Three comparison modes: direct reading value, percentage and absolute value. Help you with quick battery screening.



- Set the interval time to automatically record the measurement data. Up to 500 sets of data can be saved. Exportable CSV format documents to USB flash disk to facilitate data analysis.

Meters

Key Specifications	UT3550
Voltage range	10V,100V
Voltage resolution	100μV,1mV
Voltage accuracy	±0.05%rdg ±5dgt
Resistance range	3mΩ,30mΩ,300mΩ,3Ω,30Ω
Resistance resolution	1μΩ,10μΩ,100μΩ,1mΩ,10mΩ
Resistance accuracy	±0.5%rdg ±5dgt
Range Mode	Auto and Manual (resistance and voltage)
Calibration	Short circuit full range to zeroed
Testing Speed	1/s (manual range)
Filter function	low limit and conform.Sorting result has two output situations: PASS and FAIL.
Beeper	OFF, OK, NG
Comparison Mode	Absolute deviation (ABS) , Relative deviation (PER) ,Direct-reading (SEQ)
Other Function	Lock keypad, U disk storage, keypad tone, Chines/English language, screenshot
Test Terminal	Four-terminal test method
Trigger	Internal, manual and remote trigger
Storage	Internal 500 groups, exportable CSV files
Interface	Type-c interface(communication)/USB DEVICE(storage) /charge interface
Upper-computer Software	SCPI
Power	AC 100~240V, 50/60Hz
Display	3.5 inch LCD display +0.96 inch OLED on the top
Product size (W×H×D)	114.5mm×251.9mm×85.3mm
Product net weight	0.84kg
Standard quantity per carton	2pcs
Standard carton size	285mm× 240mm × 325mm
Standard carton gross weight	2.1kg

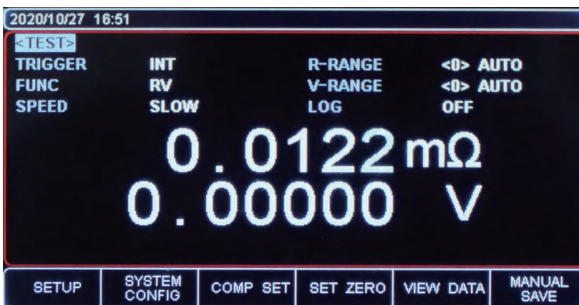
Ordering Information	
UT3550 Series	UT3550: Battery Testers(100V, 30Ω)
Standard Accessories	Power adapter
	Soft carrying pouch 1pc
	Shoulder belt 1pc
	USB communication cable-Type-C 1pc
	Magnetic strap 1pc
	UT3550 kelvin clips wire 1pc
Optional Accessories	UT3550 crown pen test line

UT3560 Series

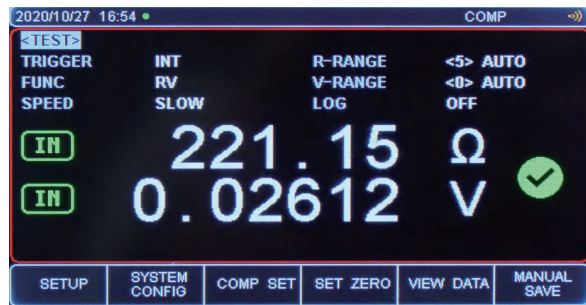


The UT3560 Series Battery Testers contain 2 models: UT3562 and UT3563, which are used to detect the battery internal resistance, include battery module test, battery R&D measurement, high-voltage battery set test, and high-speed assembly line tests of lithium battery, lead-acid battery and button battery.

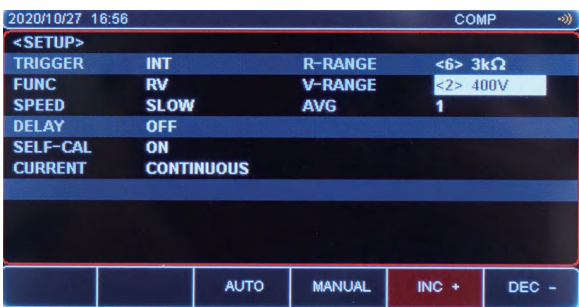
- 31,000-count AC resistance reading, 606,000-count DC voltage reading
- Resistance: 0.0001mΩ~3.2kΩ
- Voltage: 0.00001V~400.000V DC
- Manual range, automatic range switching function
- 0.5% resistance accuracy, 0.01% high precision voltage accuracy
- Handler, RS-232, USB Device interfaces, SCPI and Modbus protocol
- With recording and statistics functions, up to 10,000 sets of data can be calculated
- 4.3 inch large screen LCD display



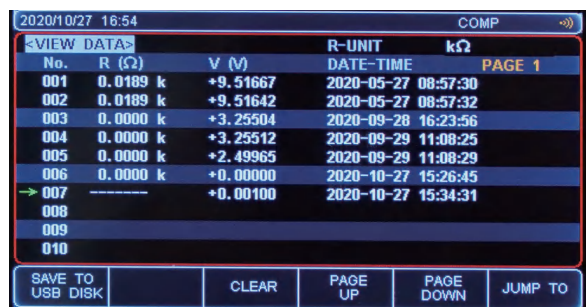
- 5 Resistance readings, 6 voltage readings, high precision and high resolution accuracy



- Can set the impedance and voltage upper and lower limit comparison function



- Manual range, automatic range switching function




- The instrument has record and statistical file management functions

Meters

Key Specifications	UT3562	UT3563
Voltage range	6V/60V/100V	6V/60V/100V/400V
Resolution	Resistance: 0.1 $\mu\Omega$, Voltage: 10 μ V	
Speed	Slow/Medium/Rapid/High-speed	
Resistance range	3m Ω /30m Ω /300m Ω /3 Ω /30 Ω /300 Ω /3k Ω	
Temperature coefficient	Voltage: (\pm 0.001%rdg. \pm 0.3dgt)/ $^{\circ}$ C; Resistance: (\pm 0.05%rdg. \pm 0.5dgt)/ $^{\circ}$ C	
Basic accuracy	Resistance: 0.5%, Voltage: 0.01%	
Range mode	Auto and manual (resistance and voltage)	
Calibration	Short-circuit full range zeroing	
Sorting function	2 types of sorting result output: PASS/FAIL	
Beeper	OFF, PASS, FAIL	
Comparing method	Absolute tolerance, percentage tolerance, direct-reading comparison	
Button functions	Lock - keyboard lock, Print Sc - screenshot	
System setup	Language: Chinese/English, key tone setting	
Storage	FAT storage function (supports USB disk storage, mobile hard disk drive is not supported)	
Interfaces & protocols	Handler interface, RS-232 and USB communication interface, SCPI and Modbus protocol	
PC software	√	
Power	AC 100~240V, 50/60Hz	
Display	4.3 inch LCD	
Product size (W×H×D)	340mm x 214mm x 89mm	
Product net weight	2.6kg	
Standard quantity per carton	2pcs	
Standard carton size	420mm x 360mm x 405mm	
Standard carton gross weight	8.6kg	

Ordering Information	
UT3560 Series	UT3563: Battery internal resistance tester (400V, 3.2k Ω)
	UT3562: Battery internal resistance tester (100V, 3.2k Ω)
Standard Accessories	International standard power cord
	UT-L82: Kelvin test lead x1
	UT-L80: Crowd test lead x1
Optional Accessories	UT-L81: alligator clip test lead

Micro Ohm Meters Selection Guide

Series	Model	Display count	Resistance range	Accuracy	Measurement rate	Display
UT3510 	UT3516	20000	1 $\mu\Omega$ -2M Ω	0.05%	60times/s	4.3 inch TFT LCD
	UT3513	20000	1 $\mu\Omega$ -20k Ω	0.05%	18times/s	4.3 inch TFT LCD

Micro Ohm Meters Accessories

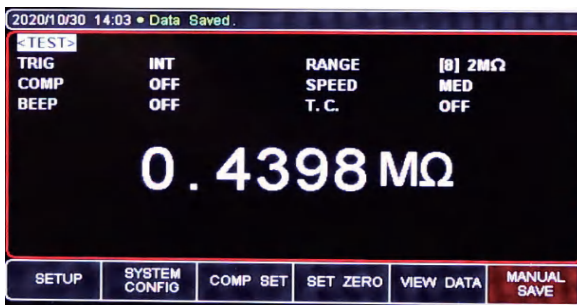
Model	Picture	Information	Certification	Series
UT-T20		Temperature compensation probe	ROW	UT3510

UT3510 Series

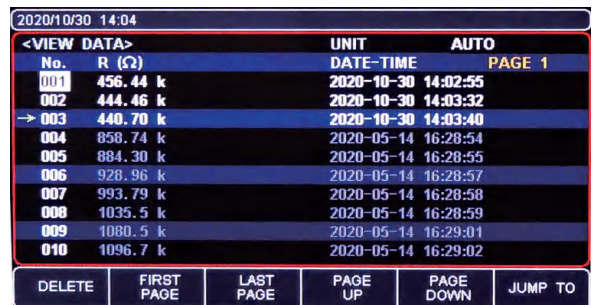


The UT3510 Series Micro Ohm Meters contain 2 models: UT3513 and UT3516, which can be used in professional sorting function, and can judge HI/IN/LO for resistance. The result can be displayed on screen, indicated by buzzer and external I/O output. With enhanced PC remote-control instruction set and compatible with SCPI, the instrument can efficiently process remote-control and data collection function.

- Maximum reading: 22000
- Range mode: Auto/Manual
- Short-circuit full range zeroing calibration
- Sorting functions: 3 types of resistance and voltage input:
 - exceeds upper limit/exceeds lower limit/within the range, 2 types of sorting result output: PASS/FAIL
- Comparing method: absolute tolerance, percentage tolerance, direct-reading comparison
- Button functions: Lock – keyboard lock, OK – screenshot
- Interfaces and protocol: handler interface, RS-232, USB Device and USB Host communication interface, SCPI and Modbus protocol



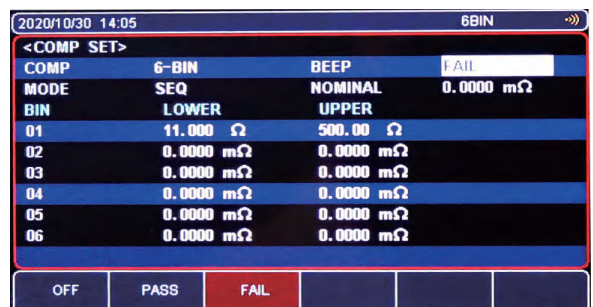
- Automatic, manual, nominal range switching test



- File management, saving and browsing data



- Three test speeds can be selected Rapid: 60 times/s






- Comparator function buzzer selection method

Key Specifications	UT3513	UT3516
Resistance range	20mΩ/200mΩ/2Ω/20Ω/200Ω/2kΩ/20kΩ	20mΩ/200mΩ/2Ω/20Ω/200Ω/2kΩ/20kΩ/200kΩ/2MΩ
Resolution	1μΩ/10μΩ/100μΩ/1mΩ/10mΩ/100mΩ/1Ω/10Ω/100Ω	
Test current	1A/1A/100mA/10mA/1mA/1mA/100μA/10μA/1μA	
Testing terminal open-circuit voltage	<1V/<1V/<1V/<1V/<5V/<5V/<5V/<5V/<3V	
Measured parameter	DC resistance	
Basic accuracy	Slow: 0.1%, Medium: 0.2%	Slow: 0.05%, Medium: 0.1%, Rapid: 0.5%
Maximum reading	22000	
Range mode	Auto/manual/nominal	
Speed	Slow: 3 times/s, Medium: 18 times/s, Rapid: 60 times/s (Only for UT3516)	
Calibration	Short-circuit full range zeroing	
Sorting function	3 types of resistance and voltage input: exceeds upper limit/exceeds lower limit/within the range, 2 types of sorting result output: PASS/FAIL	
Comparing method	Absolute tolerance, percentage tolerance, direct-reading comparison	
Trigger mode	Internal, external	
Test terminal	Four-terminal measurement	
Button functions	Lock – keyboard lock, OK – screenshot	
System setup	Language: Chinese/English	
Interfaces & protocols	Handler interface, RS232, USB DEVICE and USB HOST communication interface, SCPI and Modbus protocol	
PC software	√	
Power	AC 100~240V, 50/60Hz	
Display	4.3 inch LCD	
Product size (W×H×D)	214mm x 89mm x 340mm	
Product net weight	3kg	
Standard quantity per carton	2pcs	
Standard carton size	420mm x 360mm x 405mm	
Standard carton gross weight	8.5kg	

Ordering Information	
UT3510 Series	UT3516: DC Resistance Tester (2MΩ, accuracy: 0.05%)
	UT3513: DC Resistance Tester (20kΩ, accuracy: 0.1%)
Standard Accessories	International standard power cord
	UT-L82: Kelvin test lead x1
	Temperature compensation line (only for UT3513)
Optional Accessories	Temperature compensation line

Power Meters Selection Guide

Series	Model	Voltage Range	Current range	Frequency Range	Accuracy	Measurement mode	Harmonic analysis
 UTE9800	UTE9802	3.0V-600V	0.5mA-20.0A	Base frequency: 40Hz~130Hz,BW: 5KHz	$\pm (0.4\% \text{ reading} + 0.1\% \text{ range} + 1 \text{ digit})$	AC, DC, AC +DC(T-RMS)	No
	UTE9811	3.0V-600V	5mA-20.0A	Base frequency: 40Hz-70Hz,BW: 5kHz	$\pm (0.4\% \text{ reading} + 0.1\% \text{ range} + 1 \text{ digit})$	AC	Yes
 UTE9800+	UTE9802+	3.0V-600V	0.5mA-20.0A	DC, 40Hz~400Hz	$\pm (0.4\% \text{ reading} + 0.1\% \text{ range} + 1 \text{ digit})$	AC DC AC +DC(T-RMS)	No
	UTE9806+	0.5V-600V	0.05mA-10.0A	40Hz~400Hz	$\pm (0.4\% \text{ reading} + 0.1\% \text{ range} + 1 \text{ digit})$	AC	No
	UTE9811+	3.0V-600V	5mA-20.0A	40Hz-70Hz	$\pm (0.4\% \text{ reading} + 0.1\% \text{ range} + 1 \text{ digit})$	AC	Yes
 UTE310	UTE310	0.01V-600V	0.1uA-20.0A	DC, 0.1Hz~300kHz	$\pm (0.1\% \text{ reading} + 0.05\% \text{ range})$	DC TRMS MN	Yes

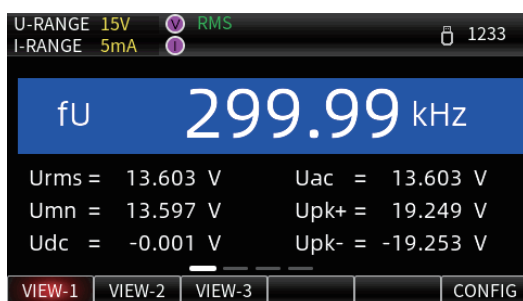
Power Meters Accessories

Model	Picture	Information	Certification	Series
UTE-L10A		UTE-L10A & UTE-16C connections	ROW	UTE9800;UTE9800+
UTE-L16A		UTE-L16A & UTE-L16C connections	ROW	UTE9800;UTE9800+

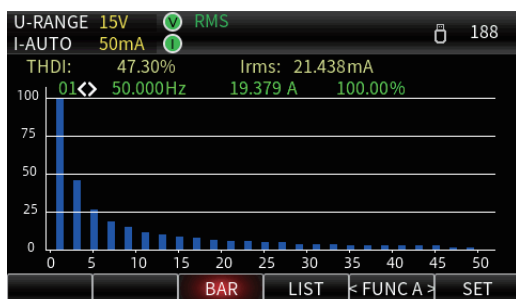
UTE310



- 4.3" TFT-LCD display resolution 480*272
- Measuring range of voltage and current RMS: 25uA-20A / 75mV-600V
- Basic accuracy of voltage, current and power: 0.1%
- Highest power resolution: 0.001mW
- Sampling rate: 1MHz



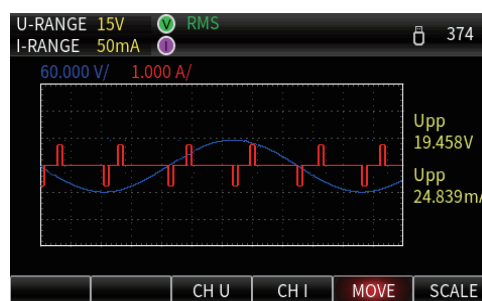
- 4.3" TFT color screen, multi-parameter display on one screen 300kHz analog bandwidth to capture higher frequency signals



- 50th harmonic Support IEC61000-4-7 standard

UTE310 is a high-precision and high-performance digital power meter with a current measurement range of 50uA to 20A, which can meet the needs of a wide range of applications such as production, testing and R&D.

- Abundant communication interfaces: USB, RS-232 or GPIB (optional), LAN
- Can support both Modbus and SCPI communication protocols
- Voltage and current waveform display, harmonic graph display, D/A output for measurement recording, comparator function, current sensor input, USB data storage



- 1MHz sampling rate, more accurate transient signal measurement



- Rich interfaces

Key Specifications		UTE310
Bandwidth		DC,0.1Hz~300kHz
Sampling Rate		1MHz
Voltage	Range	CF=3, 15V/30V/60V/150V/300V/600V CF=6 or 6A, 7.5V/15V/30V/75V/150V/300V
	Resolution	0.001V/0.01V
Current	Range	CF=3, 5mA/10mA/20mA/50mA/100mA/200mA/500mA/1A/2A/5A/10A/20A CF=6 or 6A, 2.5mA/5mA/10mA/25mA/50mA/100mA/250mA/0.5A/1A/2.5A/5A/10A
	Resolution	0.0001mA/0.001mA/0.01mA/0.1mA/1mA
EX1,EX2	Range	50mV/100mV/200mV/500mV/1V/2V/2.5V/5V/10V
	Resolution	1uV/10uV/10uV/10uV/100uV/100uV/100uV/100uV/1mV
Power	Range	75mW~12000W
	Resolution	0.001mW
Frequency	Range	Different data refresh rates, different frequency ranges
		0.1 S: 20Hz≥f≤300kHz
		0.25 S: 10Hz≥f≤300kHz
		0.5 S: 5.0Hz≥f≤300kHz
		1 S: 2.0Hz≥f≤300kHz
		2 S: 1.0Hz≥f≤300kHz
		5 S: 0.5Hz≥f≤300kHz
		10 S: 0.2Hz≥f≤300kHz
		20 S: 0.1Hz≥f≤300kHz
Auto: 0.1Hz≥f≤300kHz		
Waveform display		U and I
Line filter		yes
Frequency filter		yes
Harmonic measurement		1-50 times
Integral function		Average active power integration, current integration
Math operation		yes
DA output and control		yes
Interface		RS-232/GPIB (optional), LAN, USB
Support protocol		Support SCPI , Modbus
Power		100V~240VAC, 50/60Hz
Display		4.3inch TFT-LCD(480×272)
Product net weight		2.7kg
Product size		254.2mm×113.2mm×403.08mm
Standard quantity per carton		1pcs
Standard carton size		510mm×195mm×340mm
Standard carton cross weight		4.3kg

Ordering Information	
UTE310 Power Meter	UTE310: 600V, 20A, 300kHz, Digital Power Meter
Standard Accessories	Power cord conforming to the standard of the destination country
	Double banana head test line 1 pair
	Fork-type pre-insulated cold-pressed terminals 1 pair
	Crocodile clip 1



UTE9800+ Series



UTE9800+ Series is an economical portable intelligent electric parameter measuring instrument. Multifunctional measuring instrument integrating voltage, current, power, power factor and frequency. High cost performance, widely used in production, measure, quality and scientific research and other fields.

- Four windows simultaneously display.
- Adjustable data refresh rate to improve test efficiency
- Accuracy of voltage, current and power:
 $\pm(0.4\% \text{ reading} + 0.1 \text{ range} + 1 \text{ digit})$
- UTE9811+ maximum harmonic analysis 50 times
- UTE9802+ true RMS measurement

- Support average function, the reading is more stable
- RS-232/RS-485 serial communication interface, which can communicate with computer or PLC
- Support both SCPI and Modbus communication protocols
- The upper and lower limit alarm parameters of current and power can be set freely. It has audible and visual alarm indication, and can set delay alarm



- Four windows simultaneously display voltage, current, power, power factor / frequency, voltage wave crest ratio and current wave crest ratio. 5-digit high-precision display



- UTE9811+ adopts phase locked loop (PLL) synchronization method, and the maximum harmonic analysis is 50 times



- UTE9802+ true RMS measurement. Can measure AC、DC、AC+DC



- The upper and lower limit alarm parameters of current and power can be set freely. It has audible and visual alarm indication, and can set delay alarm

Key Specifications		UTE9802+	UTE9811+	UTE9806+
Measurements		V,A,W,PF/HZ	V,A,W,PF/HZ/THD/CF	V,A,P,VA,PF,HZ,Vpeak,Apeak
Measurement method		AC DC AC+DC(T-RMS)	AC	AC
Voltage	Range	3.0V-600V(75V/150V/300V/600V)	3.0V-600V	0.5V-600V(60V/600V)
	Resolution	±(0.4% reading + 0.1% range + 1 digit)	±(0.4% reading + 0.1% range + 1 digit)	±(0.4% reading + 0.1% range + 1 digit)
	Accuracy	0.01V/0.1V	0.01V/0.1V	0.01V/0.1V
Current	Range	0.5mA-20.0A(500mA/2A/8A/20A)	5.0mA-20.0A	0.05mA-10.0A(0.05A/0.1A/10A)
	Accuracy	±(0.4% reading + 0.1% range + 1 digit)	±(0.4% reading + 0.1% range + 1 digit)	±(0.4% reading + 0.1% range + 1 digit)
	Resolution	0.0001A / 0.001A	0.001A	0.01mA / 0.1mA/1mA
Power	Range	1W-12kW	1W-12kW	1W-6kW
	Accuracy	±(0.4% reading + 0.1% range + 1 digit)	±(0.4% reading + 0.1% range + 1 digit)	±(0.4% reading + 0.1% range + 1 digit)
	Resolution	0.001W/0.01W/0.1W/1W	0.01W/0.1W/1W	0.001W/0.1W/1W
Power factor	Range	-1.000~1.000	-1.000~1.000	-1.000~1.000
	Accuracy	±(0.004+0.001 * reading+1 digit)	±(0.004+0.001 * reading+1 digit)	± 0.01
Frequency	Range	DC, 40Hz~400Hz	40Hz~70Hz	40Hz~400Hz
	Accuracy	±(0.1%reading+1digit)	±(0.1%reading+1digit)	±0.1%reading
Harmonic analysis	Times	–	1-50times	–
	Accuracy	–	±(0 . 3 %range+ 5 %reading+1 digit)	–
Range switching		Auto / manual	Auto	Auto / manual
Preheating time		>30min	>30min	>30min
Peak current		Maximum display 24A	Maximum display 24A	Maximum display 12A
Maximum input allowed for connection		Voltage700V, Current 24A	Voltage700V, Current 24A	Voltage700V, Current 12A
Instantaneous allowable maximum input		1000V,40A(1min)	1000V,40A(1min)	1000V,20A(1min)
Input impedance		Voltage:>2MΩ, current:<0.02Ω	Voltage:>2 MΩ, current:<0.02 Ω	Voltage:>2MΩ, current:<0.02 Ω
Upper and lower limit function	Four settings for upper and lower limits of power and current:			
	P Hi (Power high),			
	P Lo(Power low),			
	A Hi(Current high),			
Interface	RS232, RS485			
	4800、9600、19200、38400、57600、115200 optional		1200、2400、4800、9600、19200、38400、57600、115200 optional	
	Support SCPI , Modbus			
	Support protocol			
Display hold		Yes		
loudspeaker mute		Yes		
Key lock		Yes		
Power		AC 100V~240V ,50/60Hz		
Display		VA Broken code screen, 5 digits, four windows		
Product net weight		3.2kg		
Product size (W×H×D)		214mm×88mm×340mm		
Standard quantity per carton		2pcs		
Standard carton size		410mm×330m×410mm		
Standard carton gross weight		7kg		

Ordering Information

UTE9800+ Series Power Meters	UTE9802+:600V, 20A, 40Hz~400Hz, T-RMS
	UTE9811+:600V, 20A, 40Hz~70Hz, Harmonic analysis
	UTE9806+:600V, 10A, 40Hz~400Hz, AC
Standard Accessories	Power cord conforming to the standard of the destination country
	RS232 interface cable
Optional Accessories	UTE-L10A Three plug banana head connecting wire
	UTE-L16A Three plug banana head connecting wire
	UTE-L16C:16A Connecting wire with alligator clip

UTE9800 Series



The UTE9800 Series intelligent electric parameter measuring instrument, also known as digital power meter, is an economical and portable measuring instrument. It is a multifunctional measuring instrument integrating voltage, current, power, power factor and frequency. It has high cost performance and is widely used in many fields such as production, testing, quality and scientific research.

- VA code breaking screen is displayed in four windows, and the reading is intuitive.
- Multi window simultaneous display of voltage, current, power, power factor / frequency, stable and fast measurement (UTE9802)
- Accuracy of voltage, current and power: $\pm(0.4\% \text{ reading} + 0.1\% \text{ range} + 1 \text{ digit})$
- Multiple windows simultaneously display the measured voltage, current, power, power factor, frequency, voltage peak ratio and current peak ratio. It also has harmonic analysis, stable measurement and fast measurement (UTE9811)

- Phase locked loop (PLL) synchronization method is adopted, and the maximum harmonic analysis is 50 times (UTE9811)
- The AC / DC type is more suitable for the measurement of half wave rectification, and the true value is AC + DC (only UTE9802)
- With RS-232 / RS-485 serial communication interface, it is convenient to communicate with computer or PLC
- The upper and lower limit alarm parameters of current and power can be set freely, with audible and visual alarm indication
- Automatic switching of voltage and current range
- Power factor accuracy: $\pm(0.004 + 0.001 \times \text{reading} + 1 \text{ digit})$



- Four-window display



- Remote control



- Effortless to build





- True RMS measurement

Key Specifications		UTE9802	UTE9811
Measurements		V,A,W,PF/HZ	V,A,W,PF/HZ/THD/CF
Measurement method		AC DC AC+DC(T-RMS)	AC
Voltage	Range	3.0V-600V (75V/150V/300V/600V)	3.0V-600V(Auto Range)
	Resolution	±(0.4% reading + 0.1% range + 1 digit)	±(0.4% reading + 0.1% range + 1 digit)
	Accuracy	0.01V	0.1V
Current	Range	0.5mA-20.0A (500mA/2A/8A/20A)	5.0mA-20.0A (Auto range)
	Accuracy	±(0.4% reading + 0.1% range + 1 digit)	±(0.4% reading + 0.1% range + 1 digit)
	Resolution	0.0001A /0.001A/0.01A	0.001A/0.01A
Power	Range	1W-12kW	1W-12kW
	Accuracy	±(0.4% reading + 0.1% range + 1 digit)	±(0.4% reading +0.1% range+1 digit)
	Resolution	0.001W/0.01W/0.1W/1W	0.01W/0.1W/1W
Power factor	Range	-1.000-1.000	-1.000-1.000
	Accuracy	±(0.004 + 0.001 reading+1 digit)	±(0.004 + 0.001 reading+1 digit)
Frequency	Range	Fundamental frequency: 40- 130Hz, bandwidth: 5kHz	Fundamental frequency:40-70Hz, bandwidth: 5kHz
	Accuracy	±(0.1%reading+1digit)	±(0.1%reading+1digit)
Harmonic analysis	Times	—	1-50times
	Accuracy	—	±(0 . 3 %range + 5 %reading)
Range switching		Auto / manual	Auto
Preheating time		>30min	>30min
Peak current		Maximum display 24A	Maximum display 24A
Maximum input allowed for connection		Voltage700V, Current 24A	Voltage700V , Current 24A
Instantaneous allowable maximum input		1000V,40A(1min)	40A(1min)
Input impedance		Voltage: >1MΩ, current: <0.02 Ω	Voltage: > 1 MΩ, current: < 0.02 Ω
Upper and lower limit function	Four settings for upper and lower limits of power and current:		
	P Hi (Power high),		
	P Lo(Power low),		
	A Hi(Current high),		
A Lo(Current low)			
Interface	RS232 , RS485		9600、19200、 38400、115200 optional
	4800、9600、 19200 optional		
Support protocol		Support SCPI , Modbus	
Display hold		Yes	
loudspeaker mute		Yes	
Key lock		Yes	

General Characteristics	
Power	AC 100V~240V ,50/60Hz
Display	VA Broken code screen, 5 digits, four windows
Product net weight	2.7kg
Product size (W×H×D)	214mmx88mmx340mm
Standard quantity per carton	2pcs
Standard carton size	405mmx330mmx395mm
Standard carton gross weight	7kg


Ordering Information	
UTE9800 Series Power Meters	UTE9802:600V, 20A, 40Hz~130Hz, T-RMS
	UTE9811:600V, 20A, 40Hz~70Hz, Harmonic analysis
Standard Accessories	Power cord conforming to the standard of the destination country
	RS232 interface cable
Optional Accessories	UTE-L10A: Three plug banana head connecting wire
	UTE-L16A: Three plug banana head connecting wire
	UTE-L16C: 16A Connecting wire with alligator clip

Hipot Tester Selection Guide

Series	Model	Voltage Range		Current Range		Resistance Range	Accuracy	Channel	Name
		AC	DC	AC	DC				
 UT5300+	UT5320R+	0.050kV–5.000kV	0.050 kV–6.00kV	0.001mA – 20mA	0.1uA – 20.00mA	0.1MΩ– 10GΩ	±(1.0%reading+5V); ±(2.0%reading+5digits)	1	Hipot Tester
	UT5310R+	0.050kV–5.000kV	0.050 kV–6.00kV	0.001mA – 10mA	0.1uA – 5.00mA	0.1MΩ– 10GΩ	±(1.0%reading+5V); ±(3.0%reading+2digits)	1	
	UT5310D+	0.050kV–5.000kV	0.050 kV–6.00kV	0.001mA – 10mA	0.1uA – 5.00mA	–	±(1.0%reading+5V); ±(3.0%reading+2digits)	1	
	UT5310A+	0.050kV–5.000kV	–	0.001mA – 10mA	–	–	±(1.0%reading+5V); ±(3.0%reading+2digits)	1	
 UT5320R-SxA	UT5320-S4A	0.050kV–5.000kV	0.050 kV–6.00kV	0.001mA – 20mA	0.1uA – 20.00mA	0.1MΩ– 10GΩ	±(1.0%reading+5V); ±(2.0%reading+5digits)	4	Hipot Tester
	UT5320-S8A	0.050kV–5.000kV	0.050 kV–6.00kV	0.001mA – 20mA	0.1uA – 20.00mA	0.1MΩ– 10GΩ	±(1.0%reading+5V); ±(2.0%reading+5digits)	8	



UT5320R-SxA Series



UT5320R-SxA series is an instrument that integrates multiple testing functions of electrical strength (AC/DC withstand voltage) and insulation resistance. It can be widely used in the safety performance inspection of household appliances, transformers, electrical equipment and components.

- 4.3 inch TFT true color LCD
- 4/8 channels, multiple outputs
- Support AC/DC withstand voltage test, IR insulation test, contact test
- Fully isolated and floating output
- AC withstand voltage (ACW): 5kV/20mA
- DC withstand voltage (DCW): 6kV/10mA
- Insulation resistance (IR): 2.5kV/10GΩ (optional to 5kV)
- Rise up time/slope down time/test time/compensation return to zero, multiple functions can be set flexibly
- Intelligent judgment: over-upper limit/over-lower limit/arc/over-charging lower limit (sound and light indication)
- Overvoltage/short circuit protection/rapid discharge/earth failure multiple protection
- Anti-electric wall technology detects the circuit at any time to prevent electric shock and ensure personnel safety
- Overvoltage, overcurrent protection, current base reset function
- Can store 100 test files, each file can store 20 test steps, test modes can be combined arbitrarily
- Comply with standard SCPI and Modbus communication protocols
- Equipped with Handler (PLC) interface, RS-232C and LAN interface

<RESULT LIST> Use the ▲/▼ key to turn page

STEPS	Test Type	Dwell Time	VOLT	DATA	JUDGE
01	ACW	000.5 s	0.049 kV	0.005 mA	PASS
02	ACW	000.5 s	0.050 kV	0.005 mA	PASS
03	DCW	005.0 s	6.001 kV	0.1 uA	PASS
04	IR	005.0 s	2.500 kV	>10.0 GΩ	PASS
05					
06					
07					
08					
09					
10					

- Multiple test modes

(LOCAL) (LAN) DEFAULTS 08:51:57

Test Step: 01/01 Test Type: DCW
 Voltage: 2.300 kV Arc Sense: OFF
 Dwell Time: 001.0 s HI-Limit: 5.000 mA

CH HI LO
 ① ■ ■ ■
 ② ■ ■ ■
 ③ ■ ■ ■
 ④ ■ ■ ■

2.695 kV
5.554 mA

HI-Limit T: 001.0 s

Meas Setup
System Setup
COM Setup
File Setup

- Intelligent judgment:
Provide a good prompt for the measurement work, and broadcast the results immediately.

(LOCAL) (232) DEFAULTS 15:27:31

Test Step: 02/02 Test Type: IR
 Voltage: 2.500 kV Range: AUTO
 Dwell Time: 000.5 s LO-Limit: 0.1 M

CH HI LO
 ① ■ ■ ■
 ② ■ ■ ■
 ③ ■ ■ ■
 ④ ■ ■ ■
 ⑤ ■ ■ ■
 ⑥ ■ ■ ■
 ⑦ ■ ■ ■
 ⑧ ■ ■ ■

2.501 kV
>10.0 GΩ

PASS T: 000.0 s

Meas Setup
System Setup
COM Setup
File Setup

- Equipped with Handler (PLC), RS485 (option), RS-232C and LAN interface. Support SCPI and Modbus RTU dual protocols.

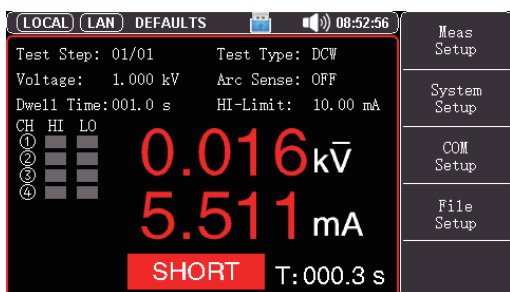
(LOCAL) (232) DEFAULTS 10:46:25

<SYSTEM 2>
 语言设置: English
 Data/Time: 2022-08-25 10:46:02
 Remote: RS232
 Protocol: SCPI
 Baud: 9600
 Result: AUTO

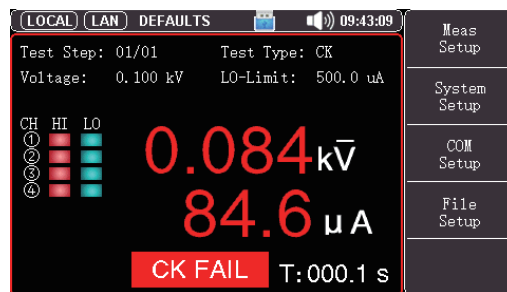
InterLock: OFF
 Auto Save: OFF Default: RESET

SCPI
MODBUS

- Multiple protection functions provide you with a safer test environment.



- Multiple protection functions provide you with a safer test environment



- Unique hardware contact test, fast and reliable.

Key Specifications		UT5320R-S4A	UT5320R-S8A
Withstand voltage			
Channel		4	8
Output voltage (AC)	Voltage range	0.050kV-5.000kV	0.050kV-5.000kV
	Voltage waveform	Sine wave	Sine wave
	Distortion degree	< 3%	< 3%
	Operating Frequency	50/60Hz	50/60Hz
	Frequency accuracy	±1%	±1%
	Output power	100VA (5.000kV 20mA)	100VA (5.000kV 20mA)
Output voltage (DC)	Voltage range	0.050 kV-6.000kV	0.050 kV-6.000kV
	Signal source frequency	600Hz	600Hz
	Output power	60VA (6.000kV 10mA)	60VA (6.000kV 10mA)
	Voltage regulation	± (1.0% +100V) (Rated power)	± (1.0% +100V) (Rated power)
Voltage resolution		1V	1V
Voltage output accuracy		±(1.0%Set value+5V) (No load)	±(1.0%Set value+5V) (No load)
Voltage test accuracy		±(1.0%Reading+5V)	±(1.0%Reading+5V)
Maximum output current		10mA	10mA
Maximum output power		25VA (2500V/10mA)	25VA (2500V/10mA)
Output instantaneous short-circuit current		>20mA(Set output voltage>500V)	>20mA(Set output voltage>500V)
Load regulation		≤1% (Rated power)	≤1% (Rated power)
Ripple(1kV)		≤3% (1kV, No load)	≤3% (1kV, No load)
Discharge function		Automatic discharge after test	Automatic discharge after test
Resistance measurement range		0.1MΩ- 10GΩ	0.1MΩ- 10GΩ
Insulation resistance			

Key Specifications		UT5320R-S4A	UT5320R-S8A
Resistance display range(1000V)		10mA 0.1 MΩ-0.5MΩ 2mA 0.5 MΩ-5 MΩ 200uA 5MΩ-50MΩ 20uA 50 MΩ-500MΩ 2uA 500MΩ-10GΩ	10mA 0.1 MΩ-0.5MΩ 2mA 0.5 MΩ-5 MΩ 200uA 5MΩ-50MΩ 20uA 50 MΩ-500MΩ 2uA 500MΩ-10GΩ
Accuracy of resistance measurement		≥500V 1MΩ- 1GΩ ±(5%Reading+5digits) 1GΩ- 10GΩ ±(10%Reading+5digits) < 500V 0.1MΩ- 1GΩ ±(10%Reading+5digits) 1GΩ- 10GΩ For reference only, no accuracy requirements	≥500V 1MΩ- 1GΩ ±(5%Reading+5digits) 1GΩ- 10GΩ ±(10%Reading+5digits) < 500V 0.1MΩ- 1GΩ ±(10%Reading+5digits) 1GΩ- 10GΩ For reference only, no accuracy requirements
Current measurement accuracy		±(1.5%reading+5digits) (after clearing)	±(1.5%reading+5digits) (after clearing)
ARC Detector			
Measuring range	AC	Off, level 1 ~ 9	
	DC	Off, level 1 ~ 9	
Comparator			
Discrimination mode		Window comparison mode Current lower limit ON: pass when I lower limit < Ix < I upper limit; When Ix ≤ I lower limit or Ix ≥ I upper limit, fail. (I lower limit < I upper limit) Current lower limit OFF: when Ix < I upper limit, pass; When Ix ≥ I upper limit, fail. The discrimination method of insulation resistance is the same as above	
Current upper limit setting	AC	0.001mA - 20mA	0.001mA - 20mA
	DC	0.1uA - 10mA	0.1uA - 10mA
Current lower limit setting (LOWER OFF)	AC	0.001mA - 20mA	0.001mA - 20mA
	DC	0.1uA -10mA	0.1uA -10mA
Resistance upper limit setting		OFF, 0.1MΩ - 10GΩ	OFF, 0.1MΩ - 10GΩ
Resistance lower limit setting		0.1MΩ- 10GΩ	0.1MΩ- 10GΩ
Discriminant output		PASS/FAIL LCD and LED display respectively and sound alarm	
Interface & protocol		USB host、HANDLER、RS232C、Optional RS485、LAN、SCPI and Modbus RTU protocol	
Upper computer software		Yes	

Ordering Information	
UT5300+ Series	UT5320R-S8A: 8CH, AC / DC / IR programmable insulation withstand voltage tester (20mA)
	UT5320R-S4A: 4CH, AC / DC / IR programmable insulation withstand voltage tester (20mA)
Standard Accessories	Power cord conforming to the standard of the destination country
	RS232 communication cable
	Red black test clip 1 pair
	High voltage rod test line (small type & no switch)
	Double-ended high-voltage test line (with clipse) 1 pair
Optional accessory	Double-ended high-voltage test line 8pcs/4pcs
	UT-L63:High voltage rod test line
	UT-L62:Remote control high voltage rod test line (support remote start)

UT5300+ Series



UT5310+ series programmable withstand voltage tester has a new panel and humanized interface design. The fuselage is simple and atmospheric, the interface is neat and beautiful, and the operation is simple and easy to understand. It is widely used in the safety performance inspection of household appliances, transformers, electrical equipment, components, lighting industry and medical equipment.

UT5310+ series can not only carry out AC withstand voltage test, DC withstand voltage test and insulation resistance test independently, but also carry out multi item test through the project setting of the test scheme. At the same time, UT5310+ series is equipped with HANDLER for industrial control, RS-232C for connecting computer and USB for data backup, so that the instrument can adapt to the automatic test system with high security and reliability.

- Quick measurement

Controlled by a high-performance 32-bit ARM,

it can measure various safety parameters in real time and meet the requirements of the production line for rapid testing.

- Easy to operate

4.3-inch TFT LCD display.

Function keys and numeric keyboard can quickly complete various test condition.

settings and tests, and the operation is simple

- Intelligent judgment

It has the function of intelligent judgment of upper and lower limits,

which can automatically identify defective products and provide sound and light alarms.

- Reliable operation

Full isolation measures are adopted between the circuit modules, it has strong anti-interference ability.

Output voltage closed-loop control. It has hardware and software protection at the same time, greatly improving the reliability of the instrument.

- Security

Ground wire current detection,

short circuit detection, ARC detection,

DC fast discharge, automatic OVP, OCP, safer to use.

- File management

Programmable 100 test files, each file can have 20 test items

- Rich interface

Equipped with Handler (PLC) interface for industrial control, RS485(option), RS-232C and LAN interface for connecting to a computer.

At the same time, it supports two communication protocols, SCPI and Modbus RTU,

and efficiently completes the functions of remote control and data acquisition.

<RESULT LIST> Use the ▲/▼ key to turn page

STEPS	Test Type	Dwell Time	VOLT	DATA	JUDGE
01	ACW	000.5 s	0.049 kV	0.005 mA	PASS
02	ACW	000.5 s	0.050 kV	0.005 mA	PASS
03	DCW	005.0 s	6.001 kV	0.1 uA	PASS
04	IR	005.0 s	2.500 kV	>10.0 GΩ	PASS
05					
06					
07					
08					
09					
10					

- Multiple test modes

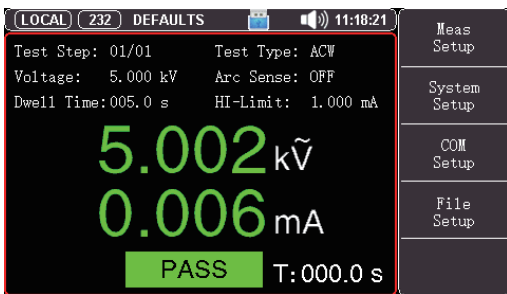
<FILE> Use the arrow keys in the list to select

MEDIA: INTERNAL AUTO LOAD: FILE 1

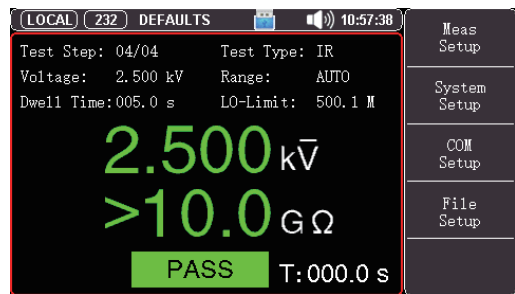
NO.	File Name	Save Time	LOAD
94			
95			
96			
97			
98			
99			
100	DEFAULTS	CREATED BY SYSTEM	YES

SAVE
RECALL
ERASE
RENAME

- Programmable 100 groups of test files, each group can contain 20 steps of test operations.



- Intelligent judgment:
Provide a good prompt for the measurement work, and broadcast the results immediately.




- IR measurement
Insulation resistance test voltage is 2.5kV as standard, 5.0kV is optional, suitable for more test occasions.

Key Specifications		UT5310A+	UT5310D+	UT5310R+	UT5320R+
Withstand voltage					
Output voltage (AC)	Voltage range	0.050kV–5.000kV	0.050kV–5.000kV	0.050kV–5.000kV	0.050kV–5.000kV
	Voltage waveform	Sine wave	Sine wave	Sine wave	Sine wave
	Distortion degree	<3%	<3%	<3%	<3%
	Operating Frequency	50/60Hz	50/60Hz	50/60Hz	50, 60Hz optional
	Frequency accuracy	±1%	±1%	±1%	±1%
	Output power	50VA (5.000kV 10mA)	50VA (5.000kV 10mA)	50VA (5.000kV 10mA)	100VA(5.000kV 20mA)
Voltage regulation	±(1.0%+50V) (Rated power)	±(1.0%+50V) (Rated power)	±(1.0%+50V) (Rated power)	±(1.0%+50V) (Rated power)	
Output voltage (DC)	Voltage range	–	0.050 kV–6.000kV	0.050 kV–6.000kV	0.050 kV–6.000kV
	Signal source frequency	–	600Hz	600Hz	600Hz
	Output power	–	30VA (6.000kV 5mA)	30VA (6.000kV 5mA)	60VA (6.000kV 10mA)
	Voltage regulation	–	± (1.0% +100V) (Rated power)	± (1.0% +100V) (Rated power)	± (1.0% +100V) (Rated power)
Voltage resolution		1V	1V	1V	1V
Voltage output accuracy		±(1.0%Set value+5V) (No load)	±(1.0%Set value+5V) (No load)	±(1.0%Set value+5V) (No load)	±(1.0%Set value+5V) (No load)
Voltage test accuracy		±(1.0%Reading+5V)	±(1.0%Reading+5V)	±(1.0%Reading+5V)	±(1.0%Reading+5V)
Maximum output current		–	–	5mA	10mA
Maximum output power		–	–	12.5VA (2500V/5mA)	25VA (2500V/10mA)
Output instantaneous short-circuit current		–	–	>10mA(Set output voltage>500V)	>20mA(Set output voltage>500V)
Load regulation		–	–	≤1% (Rated power)	≤1% (Rated power)
Ripple (1kV)		–	–	≤3% (1kV, No load)	≤3% (1kV, No load)
Discharge function		–	–	Automatic discharge after test	Automatic discharge after test
Resistance measurement range		–	–	0.2MΩ-10GΩ	0.1MΩ-10GΩ

Key Specifications		UT5310A+	UT5310D+	UT5310R+	UT5320R+
Resistance display range(1000V)		–	–	5mA 0.2 MΩ-1 MΩ 1mA 1 MΩ-10 MΩ 100uA 10 MΩ-100 MΩ 10uA 100 MΩ-1GΩ 1uA 1GΩ-10GΩ	10mA 0.1 MΩ-0.5MΩ 2mA 0.5 MΩ-5 MΩ 200uA 5MΩ-50MΩ 20uA 50 MΩ-500MΩ 2uA 500MΩ-10GΩ
Accuracy of resistance measurement		–	–	≥500V 1MΩ- 1GΩ: ±5%±5 digits, 1GΩ-10GΩ : ±10%±5 digits; <500V 0.2MΩ-1GΩ: ±10%±5 digits 1GΩ- 10GΩ For reference only, no accuracy requirements	≥500V 1MΩ- 1GΩ ±(5%Reading+5digits) 1GΩ- 10GΩ ±(10%Reading+5digits) < 500V 0.1MΩ- 1GΩ ±(10%Reading+5digits) 1GΩ- 10GΩ For reference only, no accuracy requirements
Current measurement accuracy		–	–	±(1.5%reading+5digits) (after clearing)	±(1.5%reading+5digits) (after clearing)
ARC Detector					
Measuring range	AC	Off, level 1 ~ 9			
	DC	Off, level 1 ~ 9			
Comparator					
Discrimination mode	Window comparison mode Current lower limit ON: pass when l lower limit < l x < l upper limit; When l x ≤ l lower limit or l x ≥ l upper limit, fail. (l lower limit < l upper limit) Current lower limit OFF: when l x < l upper limit, pass; When l x ≥ l upper limit, fail. The discrimination method of insulation resistance is the same as above				
Current upper limit setting	AC	0.001mA - 10mA	0.001mA - 10mA	0.001mA - 10mA	0.001mA - 20mA
	DC	0.1uA - 5mA	0.1uA - 5mA	0.1uA - 5mA	0.1uA - 10mA
Current lower limit setting (LOWER OFF)	AC	0.001mA - 10mA	0.001mA - 10mA	0.001mA - 10mA	0.001mA - 20mA
	DC	0.1uA - 5mA	0.1uA - 5mA	0.1uA - 5mA	0.1uA - 10mA
Resistance upper limit setting	OFF, 0.1MΩ - 10GΩ				
Resistance lower limit setting	0.1MΩ - 10GΩ				
Discriminant output	PASS/FAIL LCD and LED display respectively and sound alarm				
Interface & protocol	USB host, HANDLER, RS232C, Optional RS485, SCPI protocol				
Upper computer software	Yes				
Power	AC 110V/220V±10% 50-60Hz				
Display mode	4.3 inch LCD screen				
Product size (W×H×D)	295mm×117.6mm×465mm				
Product net weight	8.3kg				
Standard quantity per carton	1pc				
Standard carton size	595mm×440mm×240mm				
Standard carton gross weight	9.5kg				

Ordering Information	
UT5320+ Series	UT5320R+ AC / DC / IR programmable insulation withstand voltage tester (20mA)
UT5310+ Series	UT5310R+ AC / DC / IR programmable insulation withstand voltage tester (10mA)
	UT5310D+ AC / DC programmable withstand voltage tester(10mA)
	UT5310A+ AC programmable withstand voltage tester(10mA)
Standard Accessories	Power cord conforming to the standard of the destination country
	Red black test clip 1 pair
	High voltage rod test line (small type & no switch)
Optional accessory	UT-L63:High voltage rod test line
	UT-L62:Remote control high voltage rod test line (support remote start)

Insulation Resistance Tester Selection Guide

Series	Model	Measurement parameters	Voltage range	Measurement range	Test speed	Display	Connectivity	Name
 UT5583	UT5583	Insulation Resistance and Leakage Current	1V~1000V(DC)	10kΩ~10TΩ	30ms/time	4.3" TFT LCD	RS232C, USB HOST, HANDLER, FOOT, LAN, RS485(optional)	Insulation Resistance Tester

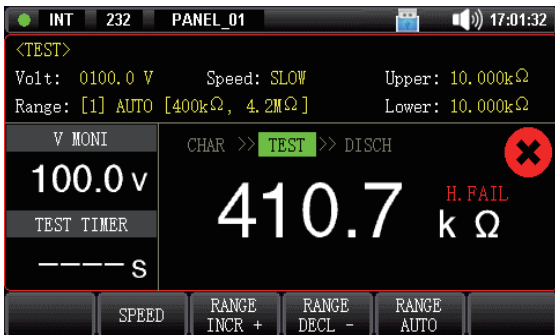
UT5583



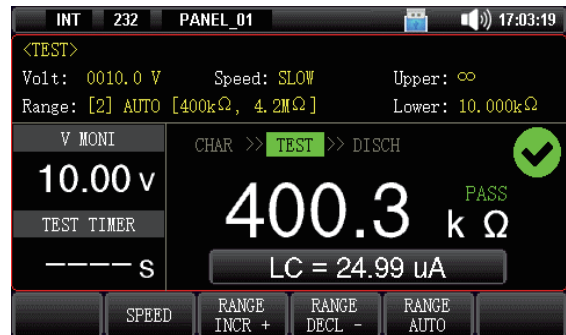
UT5583 Insulation Resistance Tester is a miniature desktop instrument with high performance and real-time detection. The instrument adopts a 4.3-inch true-color LCD display, a full digital keyboard, and a real-time operating system to make the display clearer and the operation more convenient. It can be used to measure the insulation resistance and leakage current of various electronic components, equipment, dielectric materials and wires and cables.

- 4.3 inch TFT-LCD display
- Real-time monitoring of output voltage
- Dual display of insulation resistance and leakage current
- Charging time, testing time and discharging time are adjustable
- Calibration function, full range open circuit reset
- Contact check function for capacitive materials

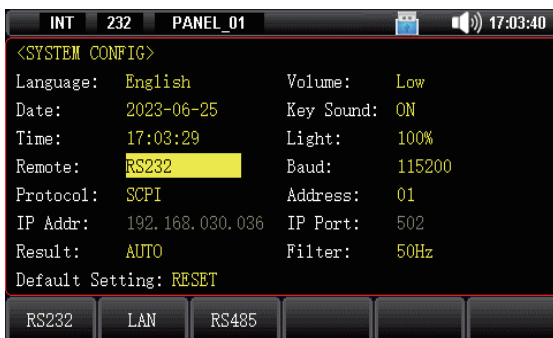
- Select digit display function (5 digits/4 digits)
- Comparator function to realize qualified and unqualified sorting
- Sorting judgment sound setting function
- Quick discharge function
- U disk data recording
- Can store 100 test files, support U disk file access
- Rich interface, support SCPI and MODBUS two protocols



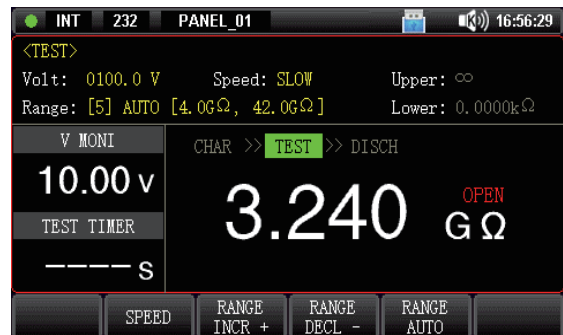
- Comparator sorting function



- Insulation resistance, leakage current double measurement and double display



- Support multiple communication interfaces, two communication protocols



- Contact check, OPEN alarm when the test loop is open



Key Specifications	UT5583
Measurement parameters	Insulation resistance, leakage current
Output voltage	program control 1V~1000V(DC): $\geq 10V$, step 1V <10V, step 0.1V
Voltage accuracy	$\geq 10V$, 1% $\pm 1V$; <10V, 10% $\pm 0.1V$
Measurement range	Resistance: 10k Ω ~10T Ω ; Current: 100pA~250uA
Measurement accuracy	1V \leq voltage<10V:5%(<1M); 1% (1M~100M); 5% (100M~10G);10%(>10G) 10V \leq voltage \leq 1000V:5%(<1M); 1% (1M~1G); 3% (1G~10G); 5%(10G~100G); 10%(100G~1T); 15%(>1T);
Test speed	Fast: 30ms/time, medium speed: 100ms/time, slow speed: 500ms/time
Range mode	Auto, Locked, Nominal (select best range based on comparator setting)
Max. charge current	25mA \pm 5mA
Show result	Voltage, current, resistance, sorting results, sound and light alarm
Trigger mode	Internal, manual, external, bus
Charge time	0~999s
Test time	0~999s
Discharge time	0~999s
Comparator function	1 set of records, judging UFAIL, pass(PASS), and LFAIL
Calibration function	Full range open circuit reset
Interface	RS232C,USB HOST,LAN,RS485(optional);HANDLER , FOOT

General Characteristics	
Power	AC 110V/220V 47-63Hz
Display	4.3-inch LCD screen
Product net weight	3.32kg
Product size (W×H×D)	215mm×88mm×382.3mm
Standard quantity per carton	1pcs
Standard carton size	515mm×365mm×220mm
Standard carton gross weight	4.5kg

Ordering Information	
UT5583 Series	1V-1000V,10k Ω -10T Ω Insulation Resistance Tester
Standard Accessories	Power cord conforming to the standard of the destination country
	RS232 Communication line
	Test line (red, green and black each 1)
	Spare fuse

Multi-Channel Temperature loggers

Selection Guide

Series	Model	Channel	Temperature Range	Resolution	Scanning Speed	Display	Connectivity	Name
UT3200 	UT3232	32	-200~1800°C	0.1°C	2rdgs/s	4.3 inch TFT LCD	RS-232,USB Device	Multi-channel Temperature Logger
	UT3224	24	-200~1800°C	0.1°C	2rdgs/s	4.3 inch TFT LCD	RS-232,USB Device	
	UT3216	16	-200~1800°C	0.1°C	2rdgs/s	4.3 inch TFT LCD	RS-232,USB Device	
	UT3208	8	-200~1800°C	0.1°C	2rdgs/s	4.3 inch TFT LCD	RS-232,USB Device	
UT3200+ 	UT3248+	48	-200~1800°C	0.01°C	10rdgs/s	4.3 inch TFT LCD	RS-232,LAN	
	UT3240+	40	-200~1800°C	0.01°C	10rdgs/s	4.3 inch TFT LCD	RS-232,LAN	
	UT3232+	32	-200~1800°C	0.01°C	10rdgs/s	4.3 inch TFT LCD	RS-232,LAN	
	UT3224+	24	-200~1800°C	0.01°C	10rdgs/s	4.3 inch TFT LCD	RS-232,LAN	
	UT3216+	16	-200~1800°C	0.01°C	10rdgs/s	4.3 inch TFT LCD	RS-232,LAN	
	UT3208+	8	-200~1800°C	0.01°C	10rdgs/s	4.3 inch TFT LCD	RS-232,LAN	

Multi-Channel Temperature loggers

Accessories

Model	Picture	Information	Certification	Series
UT-T21M		K-type thermocouple test wire module	ROW	UT3200+;UT3200

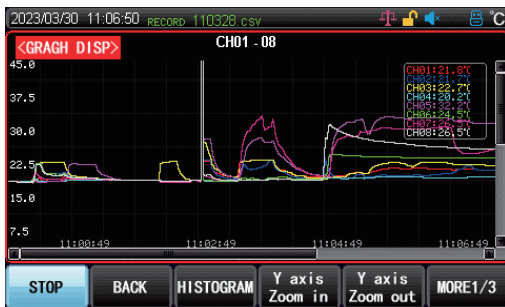


UT3200+ Series



UT3200+ series multi-channel temperature tester has 6 models of 8, 16, 24, 32, 40, 48 channels. 4.3-inch LCD color screen display, beautiful interface. Multiple channels of temperature data can be collected at the same time. The response speed is fast and the data is stable. It is suitable for multi-point temperature monitoring by manufacturers and quality inspection departments in industries such as home appliances, motors, electric heating appliances, thermostats, transformers, ovens, thermal protectors, power supplies, lighting, electric power, and LEDs.

- 4.3 inch LCD true color display
- Main parameter 6-digit display
- Supports K/N/E/J/T/R/S/B type thermocouples.
- Test range: -200 C ~ 1800 C
- Temperature test resolution to 0.01 C
- Two scan speeds: fast, slow
- Automatic detection of broken thermocouples
- Intuitive data display, column chart and graph display mode
- Cold junction compensation
- Standard USB Host interface, 8G U disk, support U disk storage
- File management, the current settings will not be lost when power off
- Standard K-type thermocouple, 2m, can measure the temperature range of 0-200 C
- Temperature upper and lower limit overrun alarm, overrun reading color change
- Standard RS-232C, LAN interface, support SCPI and Modbus protocol



- Graph, histogram, and number display modes provide a better representation of temperature trends



- Comparator function. Color differentiation and alarm tone prompt



- Standard data acquisition software for data acquisition and analysis on the PC



- Configure RS232 and LAN ports, support SCPI and MODBUS dual protocols

Safety Testers

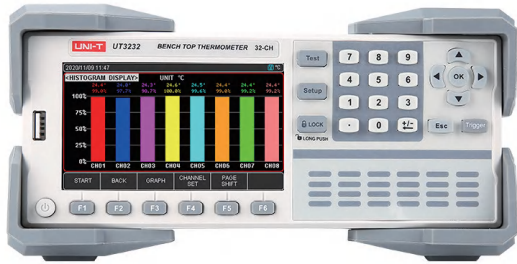
Multi-channel Temperature Loggers

Key Specifications	UT3208+	UT3216+	UT3224+	UT3232+	UT3240+	UT3248+
Display mode	Direct numerical reading, curve chart, histogram					
Index No.	Thermocouple: J,K,T,E,S,N,B,R					
Measuring range	-200.0 C ~1800.0 C (the range will change with different thermocouple model)					
Resolution	0.01 C					
Number of channel	8	16	24	32	40	48
Scanning speed	Fast, slow					
Sorting function	Build-in data sorting, can set upper/lower temperature limit alarm for each channel					
Alarm function	Upper/lower temperature limit alarm					
User calibration	User calibration of each channel is allowed					
Button functions	Lock – keyboard lock, Print Sc – screenshot					
System setup	Language: Chinese/English, key tone setting					
Storage	FAT: user can creat the file with the suffixal 【.csv】 and save the data of each channel into USB (not support mobile hard disk)					
Interface & protocol	RS232 and LAN communication interface, SCPI protocol					
Upper computer software	√					
Sensor Model	Test temperature range					accuracy (C)
T-type Thermocouple	-150 C - 0 C, 0 C - 400 C					±1.0 C, ±0.8 C
K-type Thermocouple	-100 C - 0 C, 0 C - 1350 C					±1.2°C, ±0.8 C
J-type Thermocouple	-100°C-0°C, 0°C-1200°C					±1.0°C, ±0.7°C
N-type Thermocouple	-100°C-0°C, 0°C-1300°C					±1.5°C, ±0.9°C
E-type Thermocouple	-100°C-0°C, 0°C-850°C					±0.9°C, ±0.7°C
S-type Thermocouple	-100°C-0°C, 100°C-300°C, 300°C-1750°C					±4.5°C, ±3.0°C, ±2.2°C
R-type Thermocouple	0°C-100°C, 100°C-300°C, 300°C-1750°C					±4.5°C, ±3.0°C, ±2.2°C
B-type Thermocouple	600°C-800°C, 800°C-1000°C, 1000°C-1800°C					±5.5°C, ±3.8°C, ±2.5°C

General Characteristics	
Power	AC 100-240V 50/60Hz
Display	4.3-inch LCD screen
Product net weight	3.4kg
Product size (W×H×D)	214mm×88.2mm×330.3mm
Standard quantity per carton	1pcs
Standard carton size	500X365mmX220MM
Standard carton gross weight	5kg

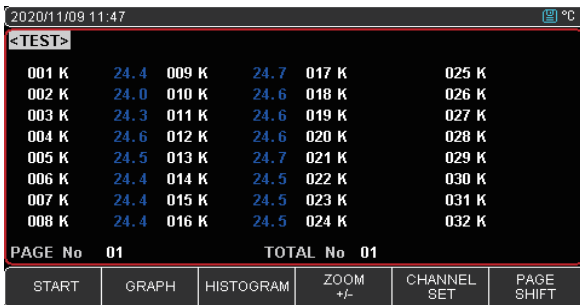
Ordering Information	
UT3200 +Series	UT3248+: Multi-channel Temperature Logger (48 channels)
	UT3240+: Multi-channel Temperature Logger (40 channels)
	UT3232+: Multi-channel Temperature Logger (32 channels)
	UT3224+: Multi-channel Temperature Logger (24 channels)
	UT3216+: Multi-channel Temperature Logger (16 channels)
	UT3208+: Multi-channel Temperature Logger (8 channels)
Standard Accessories	Power cord conforming to the standard of the destination country
	USB interface cable x1
	8G U-disk x1
	8-channel Temperature Test Module: UT3208+/16+/24+/32+/40+/48+ is respectively equipped with 1/2/3/4/5/6 group.
	RS232 Communication line

UT3200 Series

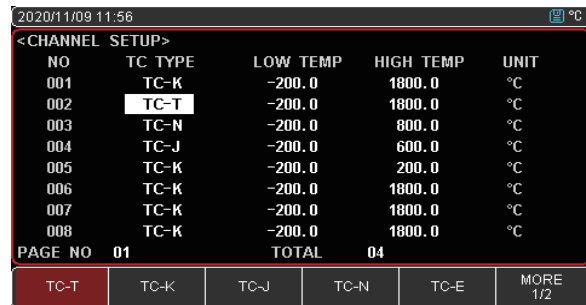


The UT3200 Series Multi-channel Temperature Loggers contain 4 models: UT3208, UT3216, UT3224 and UT3232, which corresponds with thermocouple testing channels of 8, 16, 24 and 32. With 4.3-inch LCD screen, this Series is compatible with multiple temperature sensors, can collect multichannel temperature data simultaneously. The UT3200 Series has advantages of upper/lower limit alarm, fast response, stable data transmission and thermocouple short-circuit detection.

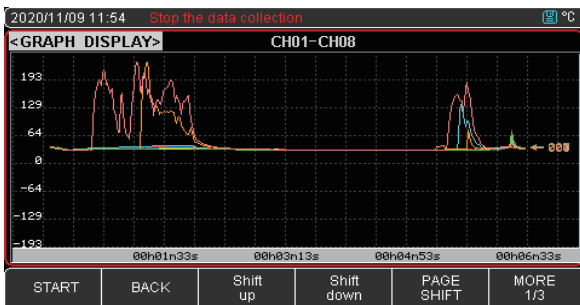
- 4.3 inch LCD screen
- Thermocouple short-circuit automatic detection
- Upper/lower temperature limit alarm settable for each channel
- Specified channel scanning
- Standard RS-232C and USB Device interface, SCPI protocol is supported
- Visual numerical reading, bar chart and curvilinear graph
- Standard USB Host interface, 8G U-disk, USB data storage is supported



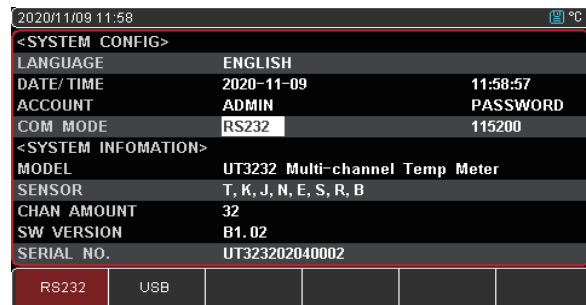
- 32 test channels, 4.3 inch LCD display



- It has a wide range of adaptability and supports K/N/E/J/T/R/S/B thermocouples



- Visual numerical reading, bar chart and curvilinear graph



- File management, Standard RS-232C and USB Device interface, SCPI protocol is supported

Multi-channel Temperature Loggers

Key Specifications	UT3208	UT3216	UT3224	UT3232
Display mode	Visual numerical reading, bar chart and curvilinear graph			
Index No.	Thermocouple: J,K,T,E,S,N,B,R			
Measuring range	-200.0°C~1800.0°C (varies with different thermocouple)			
Resolution	0.1°C			
Number of channel	8	16	24	32
Scanning speed	Fast, slow			
Sorting function	Build-in data sorting, can set upper/lower temperature limit alarm for each channel			
Alarm function	Upper/lower temperature limit alarm			
User calibration	User calibration of each channel is allowed			
Button functions	Lock -keyboard lock, Print Sc -screenshot			
System setup	Language: Chinese/English, key tone setting			
Storage	FAT storage function (supports USB disk storage, mobile hard disk drive is not supported)			
Interface & protocol	RS-232 and USB communication interface, SCPI protocol			
Upper computer software	√			
Display mode	Test temperature range			Accuracy
T-type Thermocouple	-150°C-0°C, 0°C-400°C			±1.0°C, ±0.8°C
K-type Thermocouple	-100°C-0°C, 0°C-1350°C			±1.2°C, ±0.8°C
J-type Thermocouple	-100°C-0°C, 0°C-1200°C			±1.0°C, ±0.7°C
N-type Thermocouple	-100°C-0°C, 0°C-1300°C			±1.5°C, ±0.9°C
E-type Thermocouple	-100°C-0°C, 0°C-850°C			±0.9°C, ±0.7°C
S-type Thermocouple	-100°C-0°C, 100°C-300°C, 300°C-1750°C			±4.5°C, ±3.0°C, ±2.2°C
R-type Thermocouple	0°C-100°C, 100°C-300°C, 300°C-1750°C			±4.5°C, ±3.0°C, ±2.2°C
B-type Thermocouple	600°C-800°C, 800°C-1000°C, 1000°C-1800°C			±5.5°C, ±3.8°C, ±2.5°C

Power	AC 100~240V 50/60Hz
Display	4.3 inch LCD
Product net weight	3.5kg
Product size (W×H×D)	340mm X 214mm X 89mm
Standard quantity per carton	2pcs
Standard carton size	400mm X 340mm X 185mm
Standard carton gross weight	9kg

Ordering Information	
UT3200 Series	UT3232: multichannel thermometers(32 channels)
	UT3224: multichannel thermometers(24 channels)
	UT3216: multichannel thermometers(16 channels)
	UT3208: multichannel thermometers(8 channels)
Standard Accessories	Power cord conforming to the standard of the destination country
	USB interface cable x1
	8G U-disk x1
	Channel identifier x1
	(UT3208/16/24/32 correspond to 1/2/3/4 set of test lead)
	K-type test lead temperature range: -100~200°C
Optional Accessories	UT-T21M: K-type thermocouple test lead module
	Thermocouple sensor: T,J,Z,N,S,E,B,R, and many more

Oscilloscopes Options

- **MSO7000X-RM**
Rack mount kit
- **MSO7000X-LA**
16-channel logic analyzer option
- **MSO7000X-PWR**
Advanced power measurement and analysis
- **MSO7000X-FLEX**
Serial bus triggering and analysis (FlexRay)
- **MSO7000X-AUDIO**
Audio serial bus triggering and analysis (I2S, LJ, RJ, TDM)
- **MSO7000X-BND**
Upgrade package (JITTER, PWR, CANFD, FLEX, SENT, AUDIO, AERO)
- **MSO/UPO3000CS-BND**
Function and application bundle option for MSO/UPO3000E series, including MSO/UPO-EMBD bundle and MSO/UPO-AUTO bundle
- **MSO/UPO3000CS-CAN**
Auto serial bus trigger and analysis-CAN for MSO/UPO3000E series
- **MSO/UPO3000CS-COM**
PC serial bus trigger and analysis- UART, for MSO/UPO3000E series
- **UPO3000CS-LA16**
16-channel upgrade option (software)
- **MSO7000X-AWG**
Dual-channel 60 MHz arbitrary wave generator (factory option)
- **MSO7000X-JITTER**
Advanced jitter and eye diagram analysis options
- **MSO7000X-CANFD**
Automotive Serial Bus Triggering and Analysis (CAN FD)
- **MSO7000X-SENT**
Automotive Sensors (SENT)
- **MSO7000X-AERO**
Aerospace serial bus triggering and analysis (MIL-STD-1553, ARINC 429)
- **MSO3000CS-S-BODE**
Bode plot loop test analysis (software)
- **MSO/UPO3000CS-AUTO**
Function and application bundle option, for MSO/UPO3000E series, including MSO/UPO-CAN, MSO/UPO-CAN FD, MSO/UPO-LIN, MSO/UPO-FlexRay
- **MSO/UPO3000CS-I2C**
Embedded serial bus trigger and analysis-I2C for MSO/UPO3000E series
- **MSO/UPO3000CS-CAN-FD**
Auto serial bus trigger and analysis-CAN-FD for MSO/UPO3000E series

■ Options

- **MSO/UPO3000CS-LIN**
Auto serial bus trigger and analysis-LIN for MSO/UPO3000E series
- **MSO/UPO2000-BND**
Function and application bundle option for MSO/UPO2000 series, including MSO/UPO-EMBD bundle and MSO/UPO-AUTO bundle
- **MSO/UPO2000-AUTO**
Function and application bundle option, for MSO/UPO2000 series, including MSO/UPO-CAN, MSO/UPO-CAN FD, MSO/UPO-LIN, MSO/UPO-FlexRay
- **MSO/UPO2000-SPI**
Embedded serial bus trigger and analysis-SPI for MSO/UPO2000 series
- **MSO/UPO2000-CAN FD**
Auto serial bus trigger and analysis-CAN FD for MSO/UPO2000 series
- **MSO/UPO2000-FlexRay**
FlexRay serial bus trigger and analysis for MSO/UPO2000 series
- **MSO-BODE**
Bode plot option for MSO2000-S Series
- **MSO/UPO1000X-1MT2M**
Bandwidth upgrade option for MSO/UPO1104 to 200 MHz bandwidth
- **MSO/UPO3000CS-FlexRay**
FlexRay serial bus trigger and analysis for MSO/UPO3000E series
- **MSO/UPO2000-EMBD**
Function and application bundle option, for MSO/UPO2000 series, including MSO/UPO-COM, MSO/UPO-I2C, MSO/UPO-SPI
- **MSO/UPO2000-I2C**
Embedded serial bus trigger and analysis-I2C for MSO/UPO2000 series
- **MSO/UPO2000-CAN**
Embedded serial bus trigger and analysis-SPI for MSO/UPO2000 series
- **MSO/UPO2000-LIN**
Auto serial bus trigger and analysis-LIN for MSO/UPO2000 series
- **UPO2000-LA16**
16-channel upgrade option (software), for UPO models only
- **UPO1000CS-AUTO**
Auto serial bus trigger and analysis (CAN, LIN) for UPO1000CS series

Spectrum Analyzers Options

- **UTS5000-AMK**
Advanced measurement kit
- **UTS5000-EMI**
EMI Analysis
- **UTS5000-AMA**
Analog Demodulation Measurement option
- **UTS5000-VSA**
Vector Signal Analysis option
- **UTS5000A-IQ**
I/Q Analysis
- **UTS5000A-RTA**
Real-time Spectrum Analysis
- **UTS3000B-AMK**
Advanced measurement kit
- **UTS3000B-EMI**
EMI software
- **UTS3000B-VSA**
Digital demodulation analysis option
- **UTS3000B-TG**
Tracking generator option
- **UTS3000B-AMA**
Analog demodulation measurement option
- **UTS1000B-AMK**
Advanced measurement kit
- **UTS1000B-AMA**
Analog demodulation measurement option
- **UTS1000B-VSA**
Digital demodulation analysis option
- **UTS1000B-EMI**
EMI software

GLOBALIZATION



ASIA

HEADQUARTER

📍 No.6, Gong Ye Bei 1st Road, Songshan Lake National High-Tech Industrial Development Zone, Dongguan City, Guangdong Province, China

✉️ Post Code: 523 808

☎️ Tel: (86-769) 8572 3888

UNI-TREND TECHNOLOGY (HONG KONG) LIMITED

📍 Rm 901, 9/F, Nanyang Plaza, 57 Hung To Road, Kwun Tong, Kowloon, Hong Kong

NORTH AMERICA

UNI-TREND TECHNOLOGY US INC.

📍 3171 Mercer Ave STE 104, Bellingham, WA 98225

EUROPE

UNI-TREND TECHNOLOGY EU GMBH

📍 Affinger Str. 12, 86167 Augsburg, Germany

This product catalog only contains a portion of UNI-T's products. Please visit our official website (www.uni-trend.com) for full product listing.
Copyright 2024 Uni-Trend Technology (China) Co., Ltd. All Rights Reserved.



SCAN TO VISIT
THE WEBSITE